

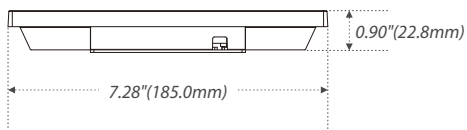
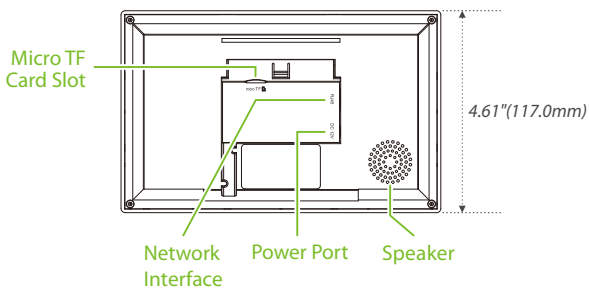
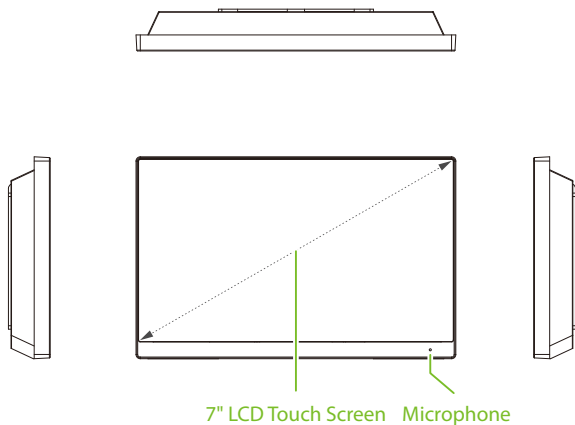
Installation Guide

VT07-B01

Version: 1.0

1. Dimensions

VT07-B01



2. Installation Environment



INSTALL AT INDOORS
ONLY



AVOID INSTALLATION
NEAR
GLASS WINDOWS



AVOID DIRECT
SUNLIGHT
AND EXPOSURE

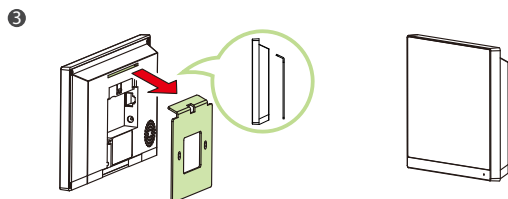
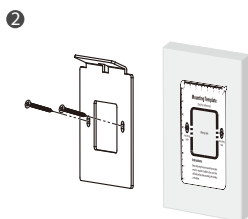
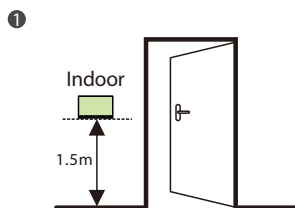


AVOID USE OF ANY
HEAT SOURCE
NEAR THE DEVICE

3. Device Installation

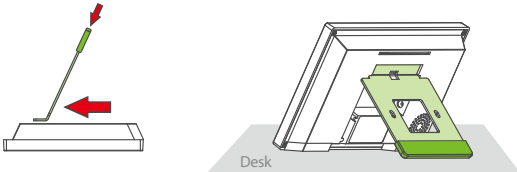
Mode 1: Install on the wall

- 1 Find a suitable indoor installation location, the recommended installation height is 59.1 inches (1.5m), which can be adjusted as needed.
- 2 Attach the mounting template stickers to the wall and drill holes, then fix the back plate on the wall with the wall mounting screws.
- 3 Finally, push the device into the back plate and secure it to the back plate.

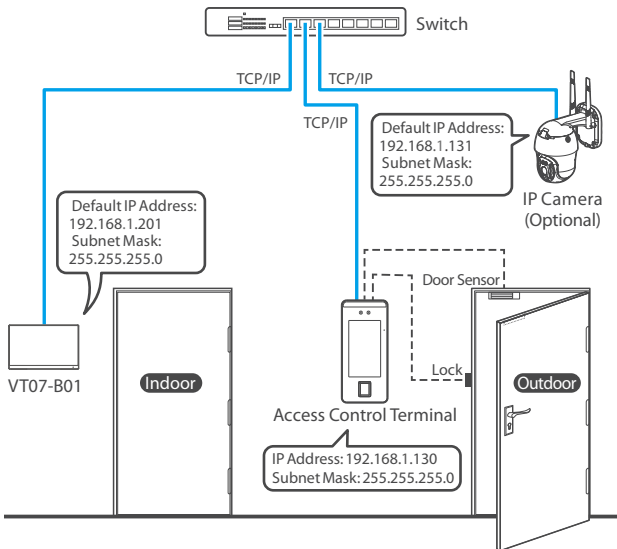


Mode 2: Install on the desktop

- 1 Take out the device and the bracket from the box.
- 2 Put the white bracket rubber sleeve on the bottom of the bracket.
- 3 Finally, insert the bracket into the mounting slot behind the device.



4. Connection Diagram

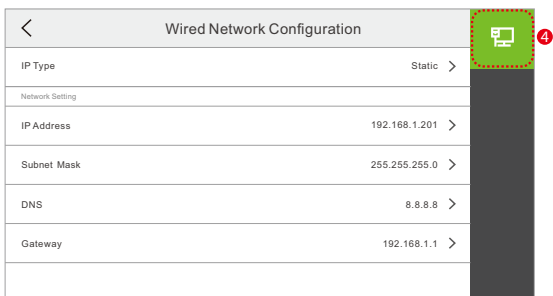

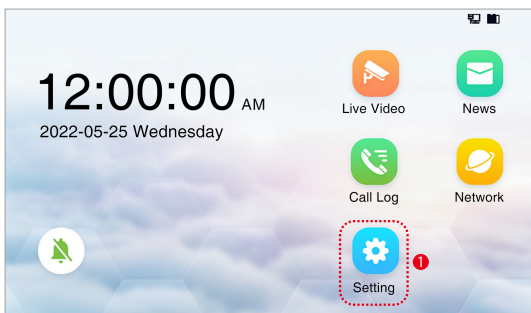


Note:

1. VT07-B01, VTO and IP Camera are connected through out the network cable.
2. In LAN, the IP addresses of all devices must be in the same network segment.

5. Ethernet Settings


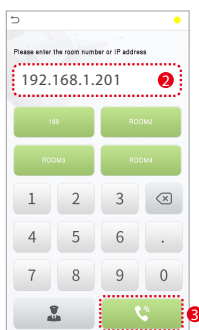
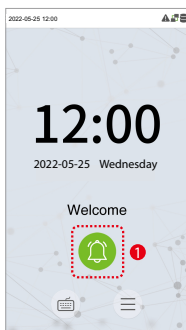
Click **Setting** > **Advanced Setting** > **Network Manage** to enter the Wired Network Configuration Setting interface to set the network parameters.



6. Video Door Phone Connection

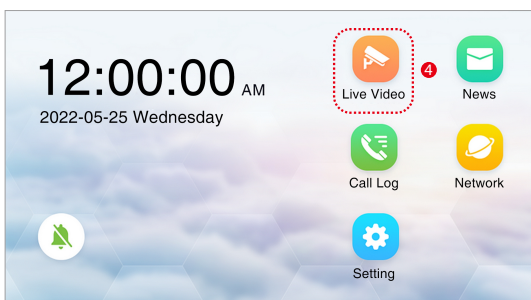
On the Video Intercom

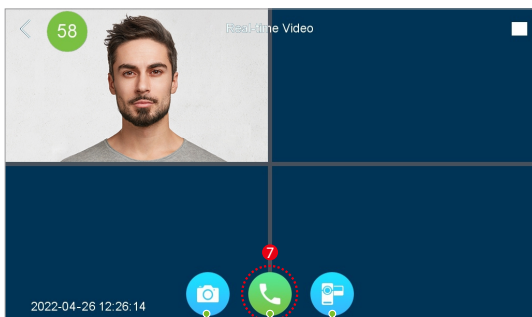
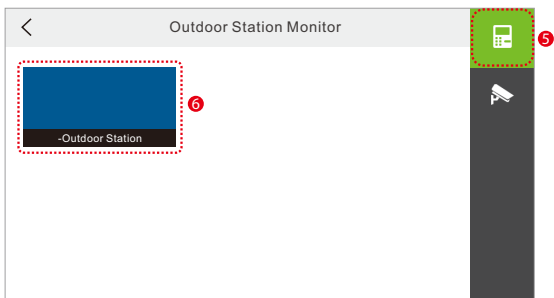
Once the indoor station is configured with the network, the video intercom function can be activated by tapping the  icon on the Video Intercom screen. Enter the IP address of the indoor station in the jumping interface.



On the VT07-B01

After receiving the caller tone, you can perform the following operations.





Snapshot

Video Call

Video Recording

ZKTeco Industrial Park, No. 32, Industrial Road,
Tangxia Town, Dongguan, China.

Phone : +86 769 - 82109991

Fax : +86 755 - 89602394

www.zkteco.com

