

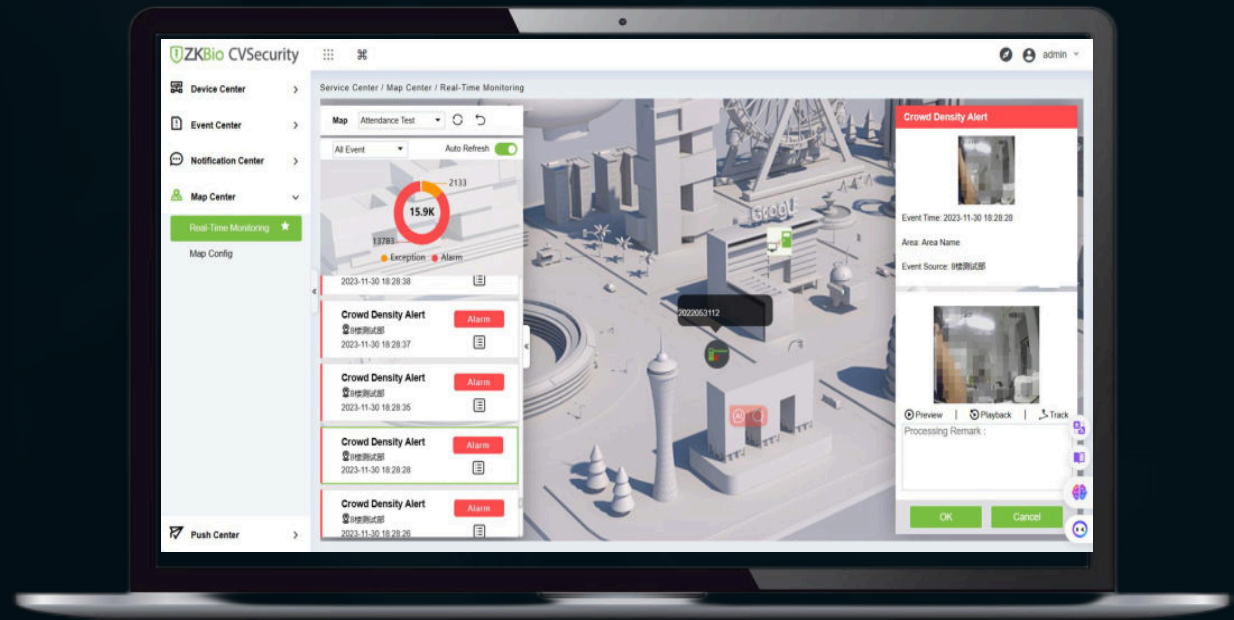
ZKBio CVSecurity

All-in-One Biometric Security Advanced Solutions

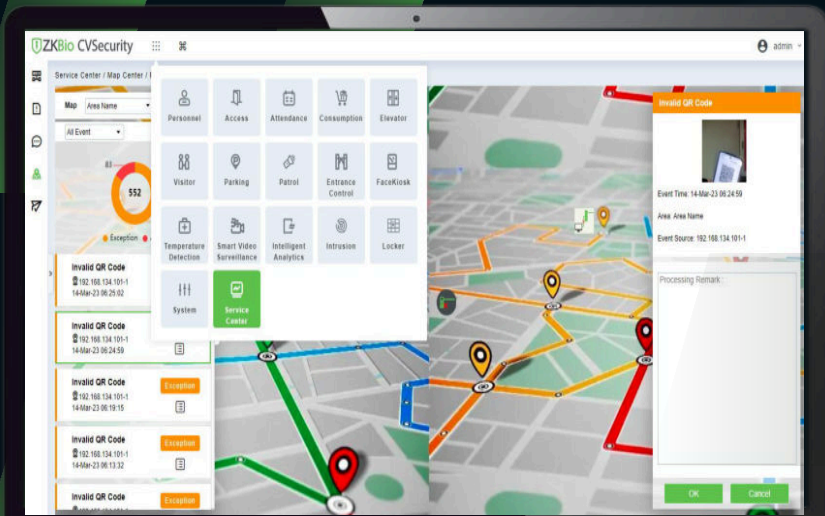
➤➤➤ Hybrid Biometric + Computer Vision

Security | Visualization | Integration

➤➤➤ Web-based Software



CONTENTS



BRIEF PRODUCT OVERVIEW

01

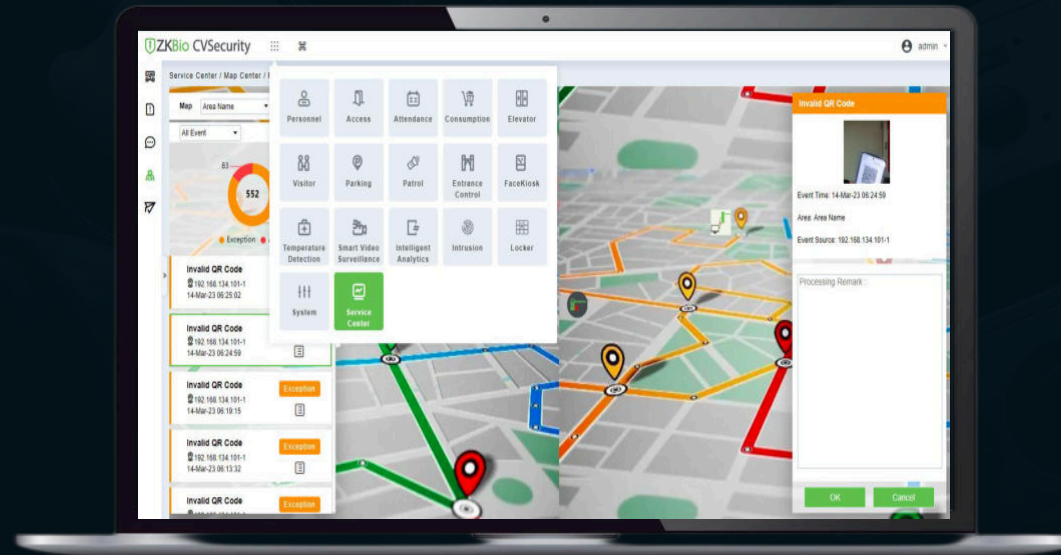
PRODUCT SUPERIORITY

02

PRODUCT FUNCTION INTRODUCTION

03

PART ONE



BRIEF PRODUCT OVERVIEW

BRIEF PRODUCT OVERVIEW

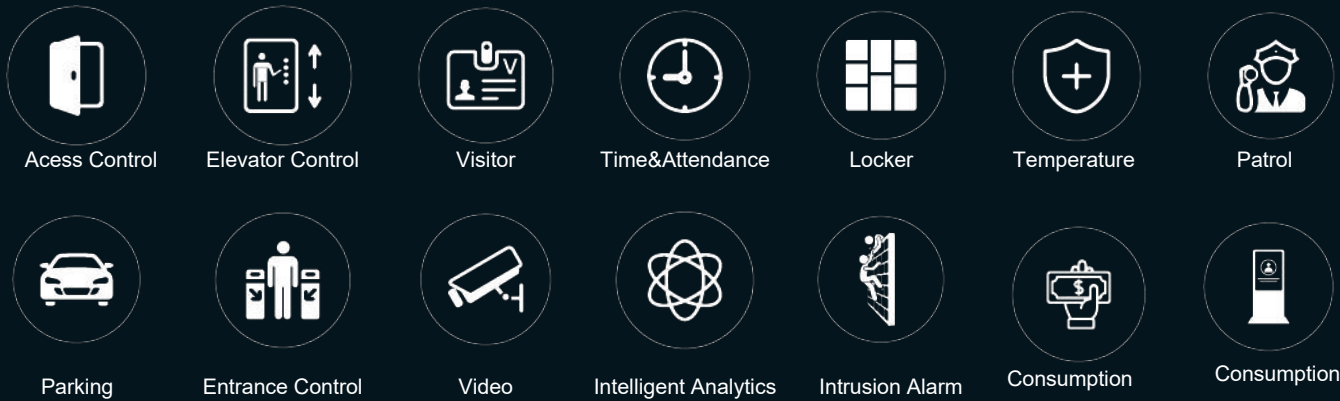
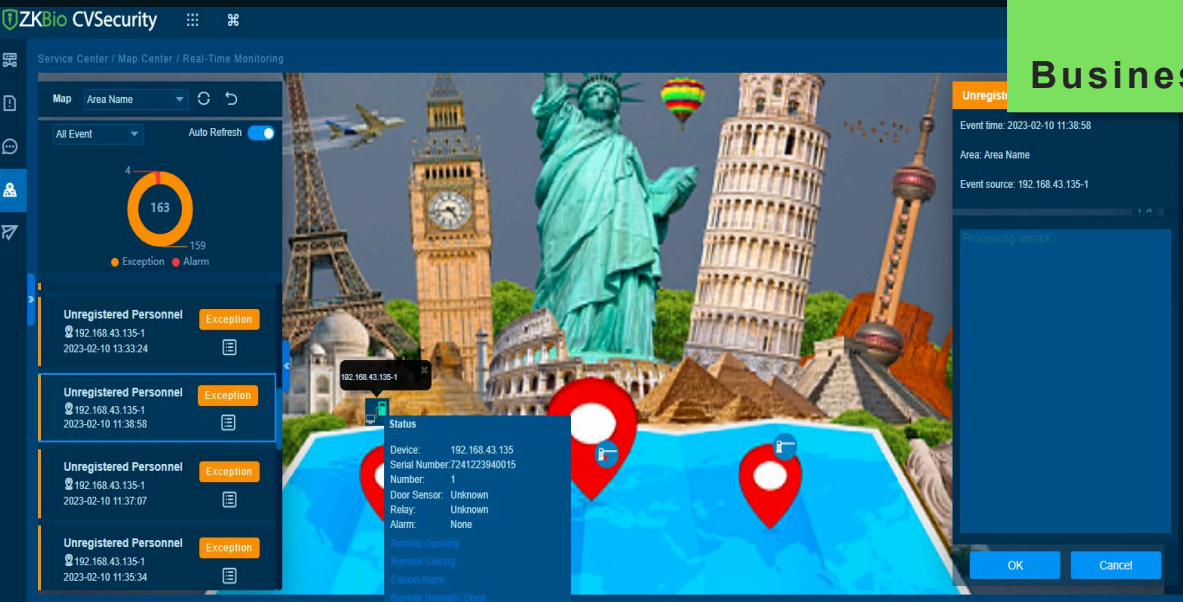


ZKBio CVSecurity is based on hybrid biometric technology and computer vision technology, which provides a “Person + Vehicle + Object” integrated security software management platform.

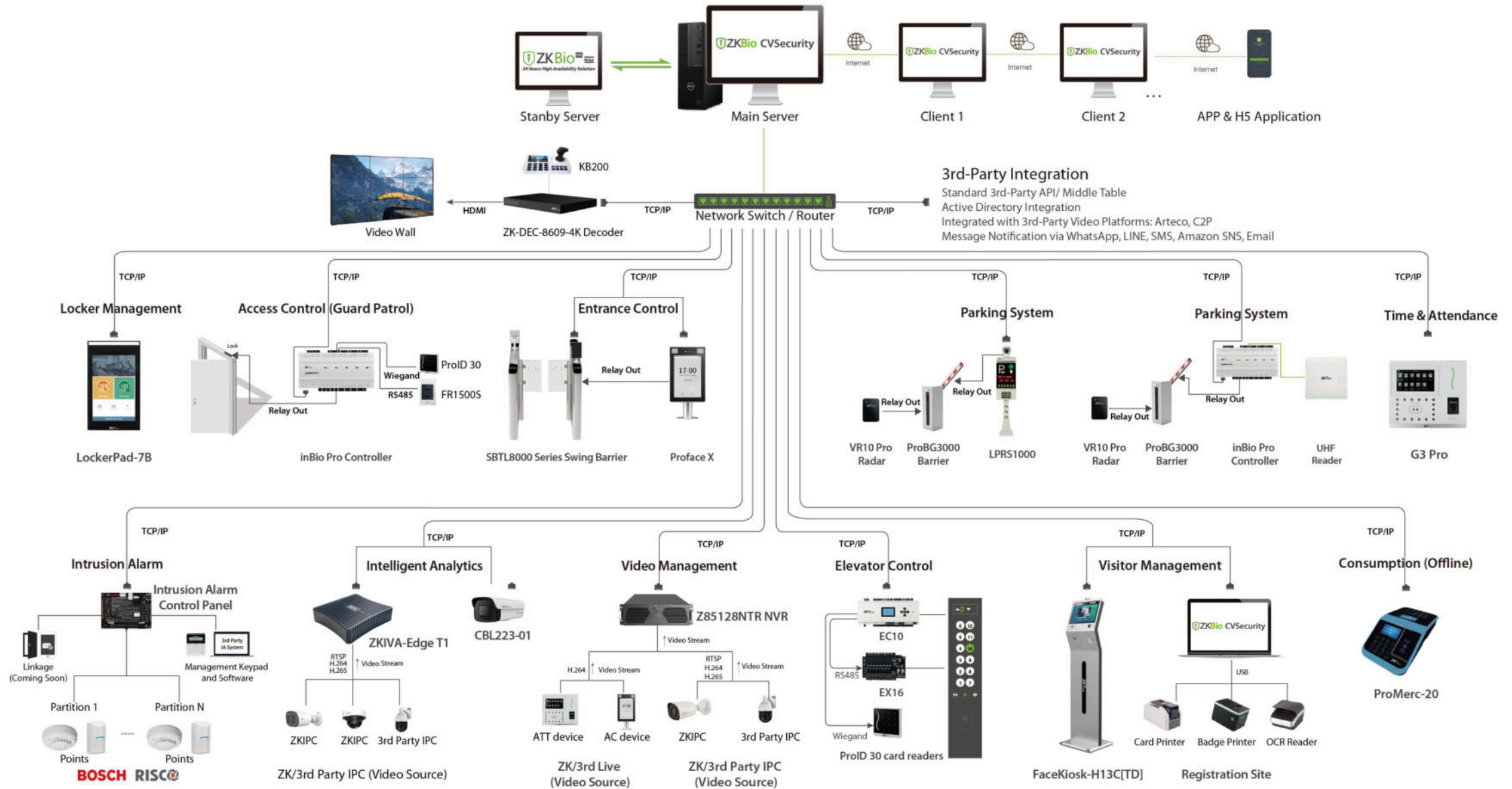
Provide
17+
Business Modules

Support
5000+
Devices Access

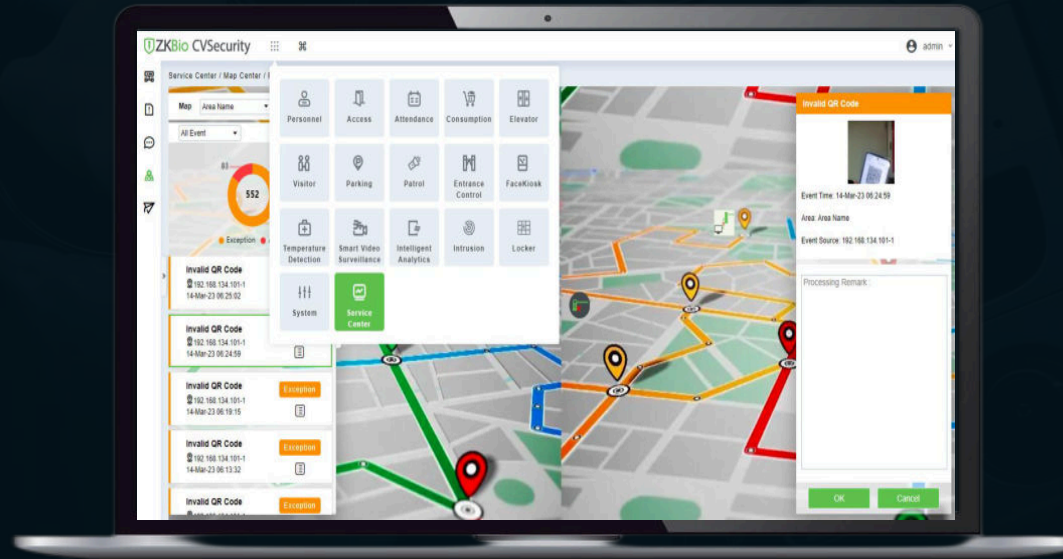
Reduced
80%
Customized workload



BRIEF PRODUCT OVERVIEW



PART TWO



PRODUCT SUPERIORITY

↗ ↗ ↗ All-In-One

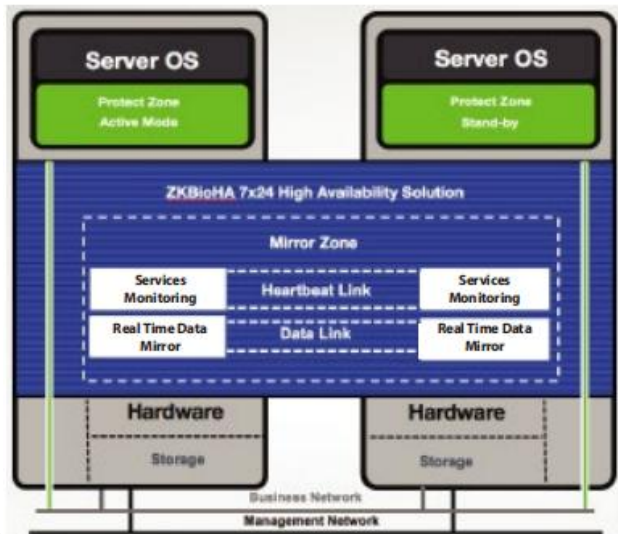
Visualization ↖ ↖ ↖

PRODUCT SUPERIORITY




Web-Based Software

Users can access the centralized system anywhere by their web browser to remotely manage thousands of standalone terminals and controllers under wide area network (WAN).



Hight Availability Solution


ZKBioHA provides the professional real-time sync of business data and business continuity protection for the customer, which solves software/ hardware single point of failure (i.e. system upgrades, computer crash, software bugs, hacking, broken connections and cyber attacks) and realizes automatic failover in case of failure to ensure business system continuity.



Computer Crash




Broken Connections



Software Bugs



Power Failure



Cyber Attacks

PRODUCT SUPERIORITY



All-in-One

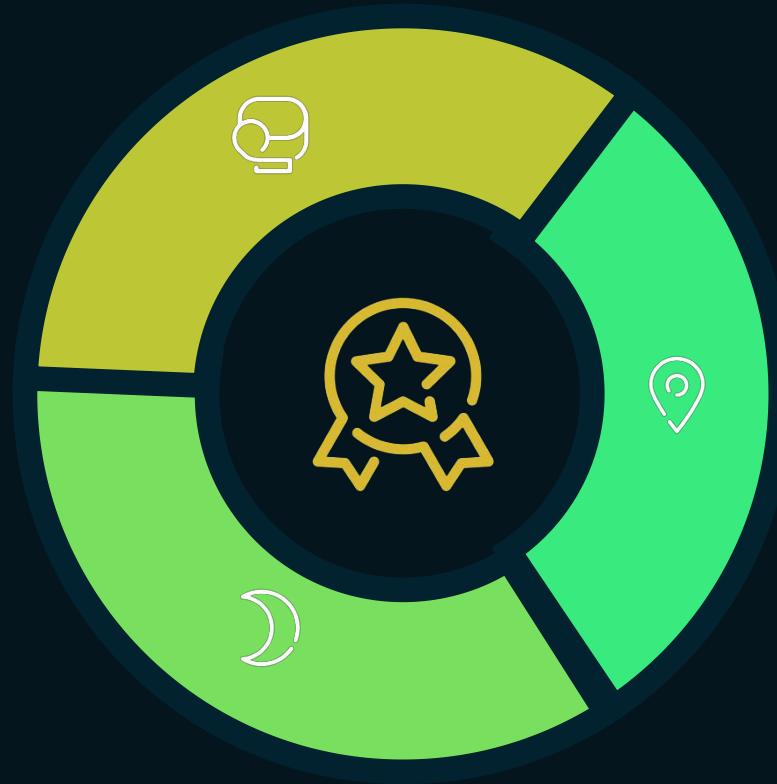
2

Provides 16 modules that users can freely combine to make it more suitable for their own scenarios

Alarm Linkage

3

Support a variety of alarm joint pre-programming, linkage capture / video, map positioning, e-mail / SMS alert, sound and light alarm, etc.



1

3rd party Integration

Provide standard restful API for third-party system integration



CMMI5



Computer Software Copyright

- CMMI5: Software Development Matureness
- Computer Software Copyright

PRODUCT SUPERIORITY

ZKT_{ECO}

Data is only for you

2

ZKBio CVSecurity only provides product services and does not collect user information, data only exists on your server and in your database.



1

TLS1.2 and Powered by RSA2048 & AES256 Encryption

Increase security with TLS1.2 and powered by RSA2048 and AE256.



Privacy information encrypted

3

Personal information data, including employee ID, name, card number, address, biometric data, etc., are encrypted for display to avoid information leakage.

Employee ID	First Name	Last Name	Department Name	Card Number	Registration Date	Check Time
1000001	John	Doe	Department Name	123456789	15-Mar-2018 09:30:00	15-Mar-2018 09:30:00
1000002	Jane	Doe	Department Name	987654321	15-Mar-2018 09:30:00	15-Mar-2018 09:30:00
1000003	John	Doe	Department Name	123456789	15-Mar-2018 09:30:00	15-Mar-2018 09:30:00
1000004	Jane	Doe	Department Name	987654321	15-Mar-2018 09:30:00	15-Mar-2018 09:30:00
1000005	John	Doe	Department Name	123456789	15-Mar-2018 09:30:00	15-Mar-2018 09:30:00

4

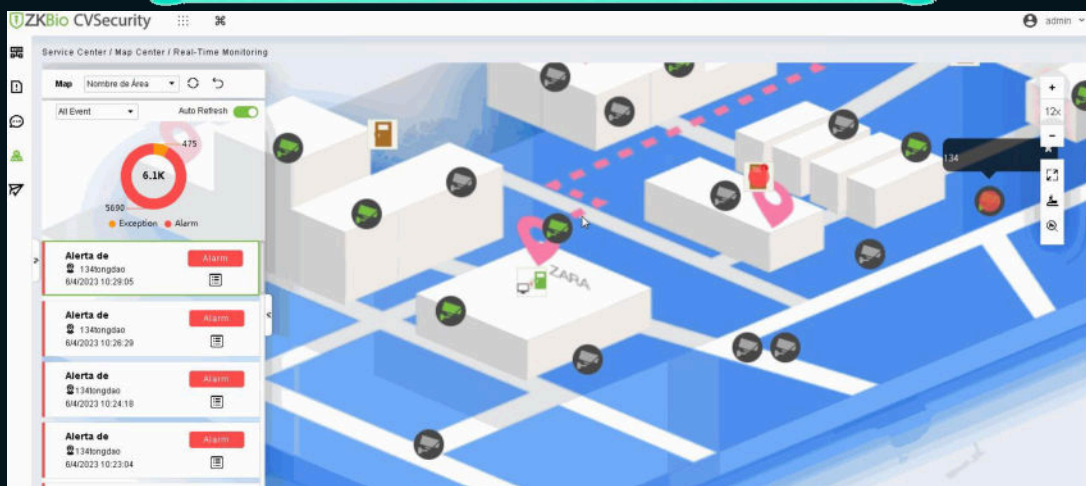
Communication Encryption

ZKBio CVSecurity provides a high secure communication over a computer network, HTTPS (HTTP Secure), an adaptation of the Hypertext Transfer Protocol, which is widely used on the Internet, It means all communications between your browser and the ZKBio CVSecurity Client are encrypted.

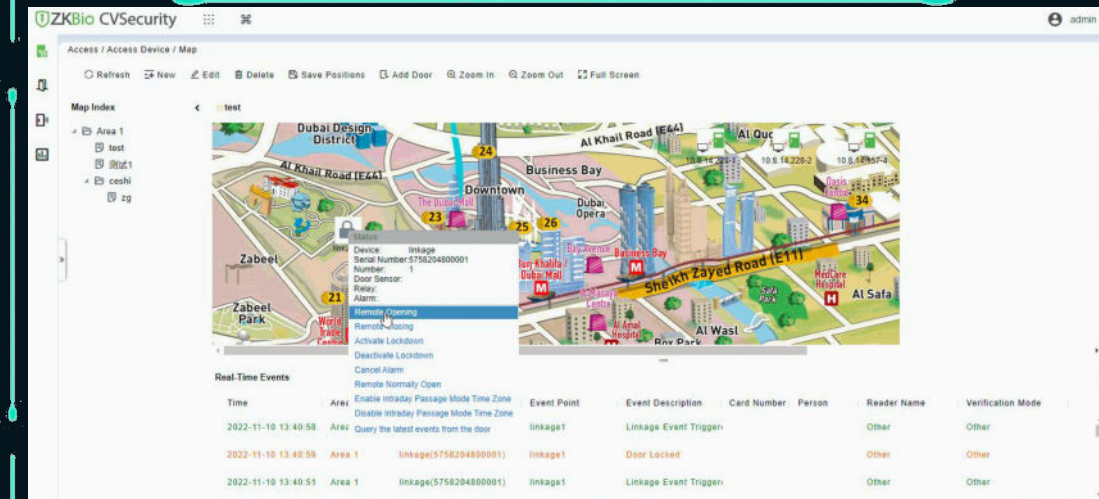


Visual Alarm Center

- 1 Display the status of different doors, passages, LPR, attendance devices, elevator control, and Facekiosk on the map in a visualized manner.
- 2 When an alarm is triggered, it can quickly locate the point of occurrence and view the situation on site.
- 3 When remotely operating a door, it is possible to preview the on-site image before remotely opening the door, which effectively ensures on-site security.
- 4 One-click handling of alarm events to improve efficiency.



GIS Map (Google/Super Map)



E-Map

PRODUCT SUPERIORITY



Notification triggering conditions

- 1 When the linkage event of the access control ,Elevator and entrance control modules is triggered.(SMS,WhatsApp,Email,Line)
- 2 Real-time push of attendance , entry&exit records to designated personnel. (SMS,WhatsApp,Email)
- 3 Notification of employee assembly triggered by emergency response mechanism. ((SMS,WhatsApp,Email)
- 4 Automatic statistics and sending of emergency assembly reports to the administrator. (Email Only)
- 5 Reminder of the expiration of temporary vehicles.(coming soon)
- 6 Locker module: Notify the corresponding personnel when the locker is opened

- 7 Periodic reminder for patrol personnel to start their tasks.(Email Only)
- 8 Reminder for visitor check-in/check-out/expired/overdue check-out. (SMS,WhatsApp,Email)
- 9 Intrusion alarm linkage pushed to security personnel (SMS,WhatsApp,Email,Line)

Time	Area Name	Device Name	Event Point	Event Description	Card Number	Reader Name	Verification Mode
2022-08-09 18:19:31	Area Name	192.168.213.224	192.168.213.224-1	Normal Verify Open		1003(Baden)	Face

Linkage Event Triggered ☆

Addressor: [1905643748<1905643748@qq.com>](mailto:1905643748@1905643748@qq.com)

Time: 6:19 p.m. on Tuesday, August 9, 2022

Addressee: Demi_929101316@qq.com

Time: 2022-08-09 18:19:31
 Area Name: Area Name
 Device Name: 192.168.213.224
 Event Point: 192.168.213.224-1
 Event Description: Normal Verify Open
 Card Number:
 Personnel: 1003(Baden)
 Reader Name: 192.168.213.224-1-Out
 Verification Mode: Face

Email

1:42 PM

Time: 2023-05-15 13:42:10
 Area Name: Area Name
 Device Name: 192.168.134.102
 Event Point: 192.168.134.102-1
 Event Description: Normal Verify Open
 Card Number:
 Person: 666(Popy Xiao)
 Reader Name: 192.168.134.102-1-Out
 Verification Mode: Only Fingerprint

Now

Time: 2023-05-15 16:10:17
 Person: 666(Popy Xiao)
 Area Name: Area Name
 Device Name: 5919211300019

Now

Emergency assembly notice: Please gather at "Muster" immediately and sign in at the "192.168.134.102-1-In, 192.168.134.102-1-Out" device, thank you!

9:15 AM

Time: 2023-05-16 09:15:44
 Device Name: 7B
 Grid number: 1
 Grid size: Small locker
 Person: 666(Popy Xiao)
 Department: Department Name
 Operation: Store
 Verification Mode: Face

SMS & Amazon SNS



Email WhatsApp LINE Amazon SNS SMS

Time: 2021-05-31 12:38:45
 Area Name: Area Name
 Device Name: 10.84.50.240
 Event Point: 10.84.50.240-1
 Event Description: Remote Opening
 Card Number:
 Personnel:
 Reader Name: Other
 Verification Mode: Other

17:42

WhatsApp

LINE Notify

111111: Time: 2021-05-31 13:27:24
 Area Name: Area Name
 Device Name: 10.84.50.240
 Event Point: 10.84.50.240-1
 Event Description: Remote Opening
 Card Number:
 Personnel:
 Reader Name: Other
 Verification Mode: Other

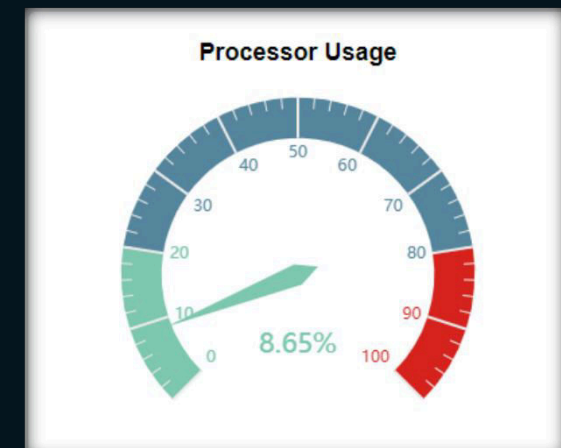
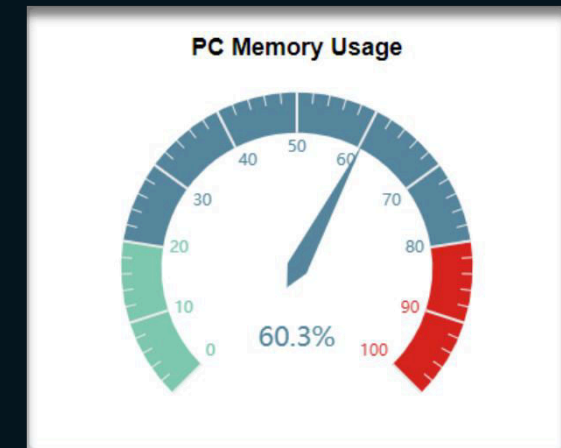
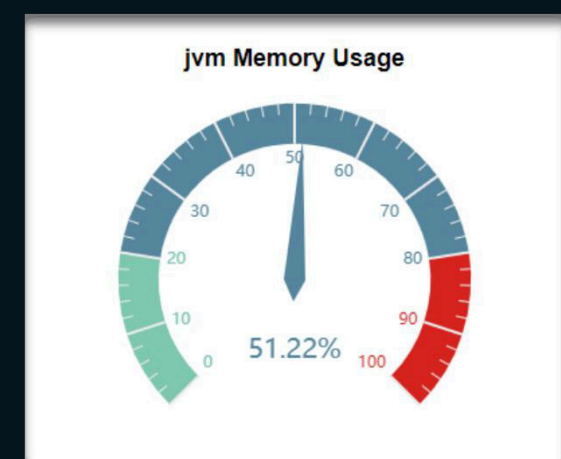
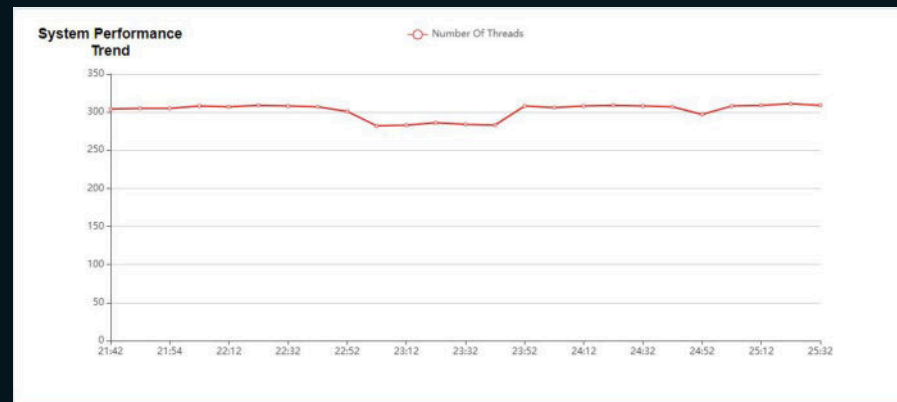
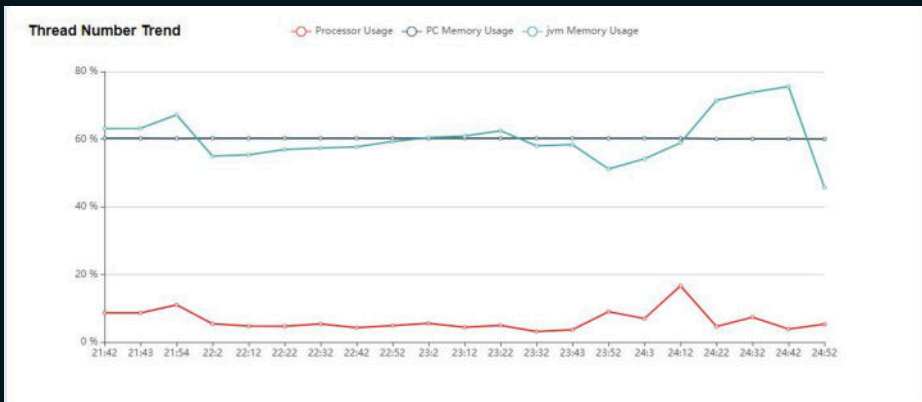
18:27

LINE

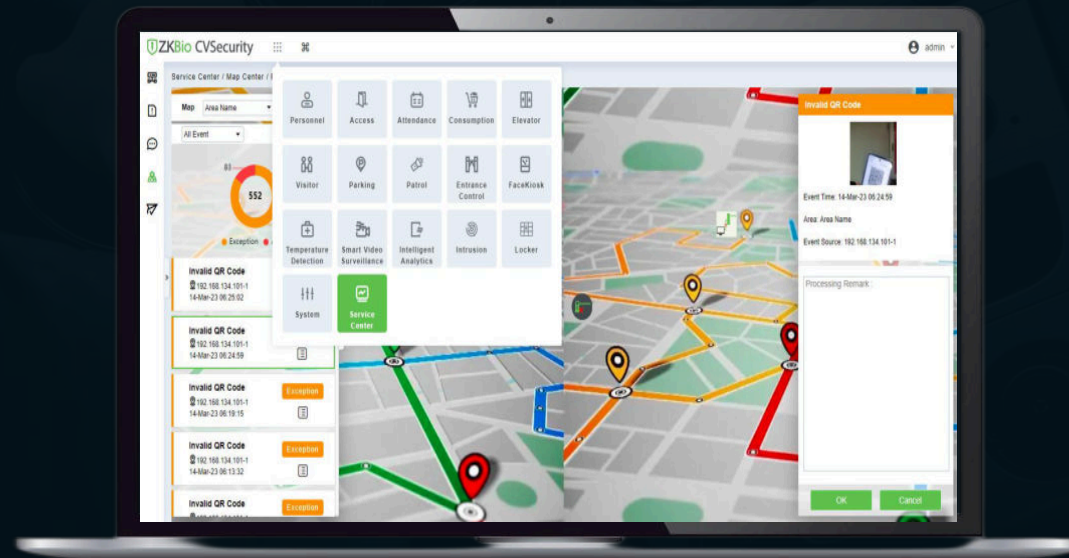
PRODUCT SUPERIORITY

System Monitoring

The system monitoring function displays server processor usage, host memory usage, processor information, memory information, java virtual machine memory usage and other information, keeping quick operation speed of your server and computer.



PART THREE

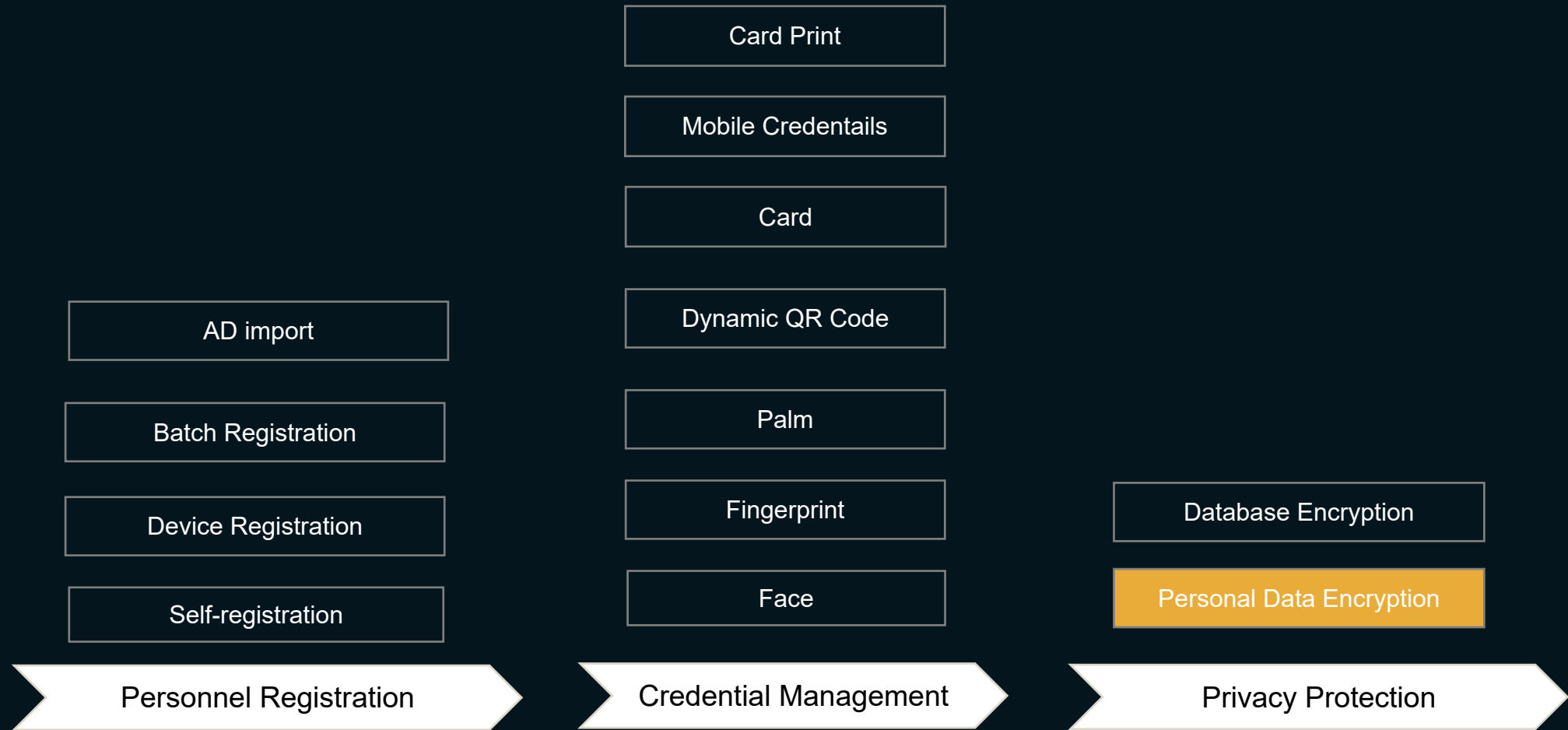


RODUCT FUNCTION INTRODUCTION

↗ ↗ ↗ All-In-One


Visualization ↖ ↖ ↖

Personnel Management

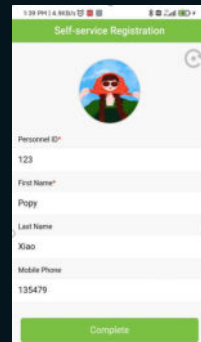


Personnel Self-service Register

New joiners can register their personal information through cell phones and be assigned the corresponding access control privileges for passage after management review



New joiners automatically register their personal information through the mobile H5 page



Register personal information and photos



Administrators review and assign corresponding access level



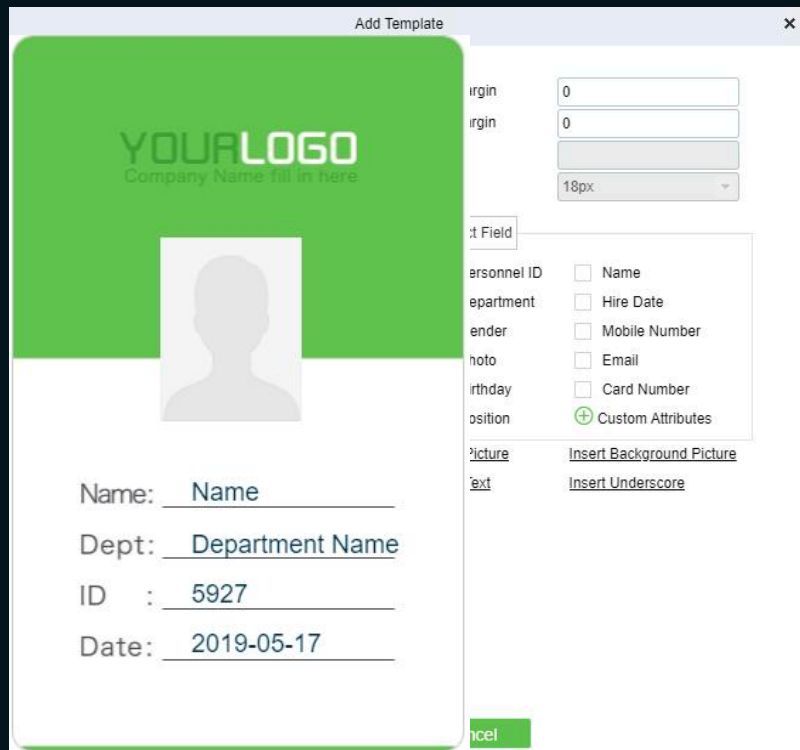
Personnel can pass by facial recognition

Personnel Management



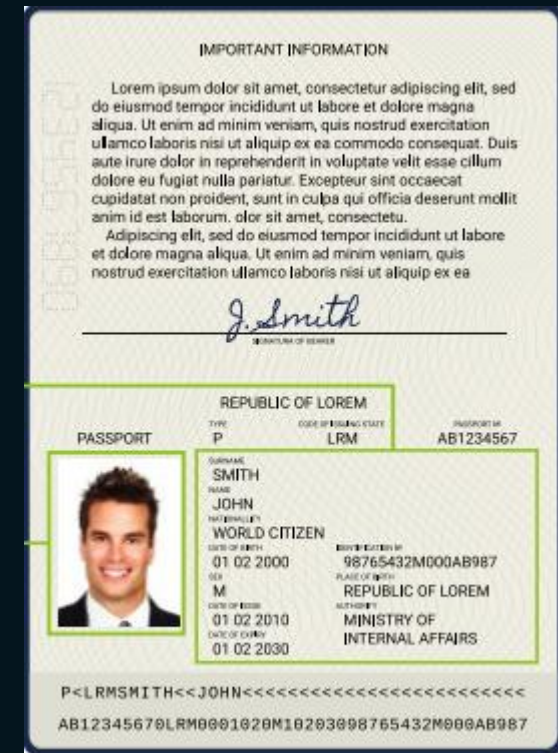
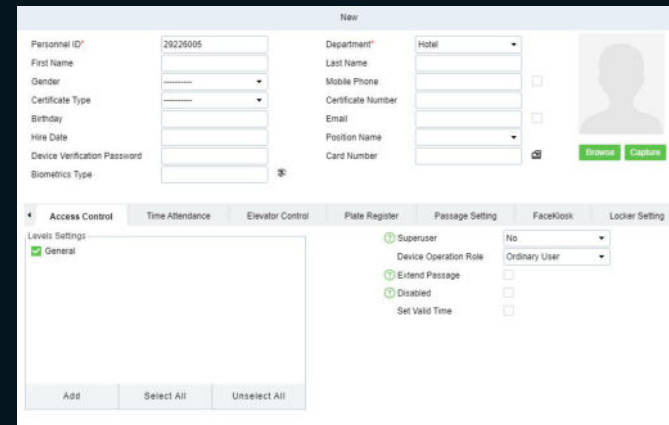
Card Printer

You can customize the design of the card to suit your company's style



OCR Scanner

Support one-click capture of users' portrait image, passport photo and saving, and uses OCR function to automatically read identity document (identity card, passport etc.) and fill in effective information in order to realize quick registration.

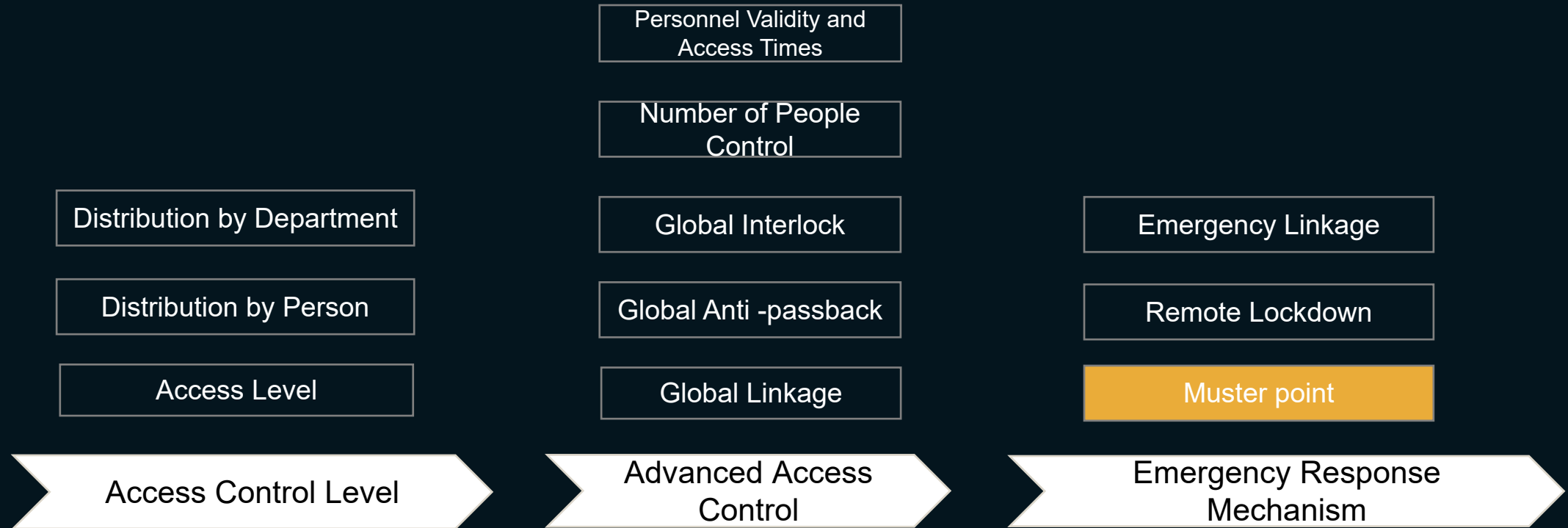


OCR Scanning



Access Control

Access Control



Access Control

255
TimeZone

Unlimited Access
Level

5000
Doors

- Strict rights management, different roles have different access control rights
- Different users can only access during the specified time
- You can limit the number of accesses for different users or the validity of permissions
- Combination of multiple authentication methods: fingerprint, face, palm, card with each other



Access Control

Global Linkage

1000+
Cross Panel Linkage

Multiple output actions




Global Anti-Passback

Anti-Passback is designed to prevent authorized and/or unauthorized personnel from entering and exiting an area without presenting proper credentials (i.e. tailgating). This security function eliminates users from sharing an access card or password and having several users accessing with the same credentials.

Anti-passback Type: **Logical Anti-passback**, **Timed Anti-passback** or **Timed Logic Anti-passback**.

- **Logical Anti-passback:** The door will not open if the entry and exit records is not in consistent with Anti-passback zone.
- **Timed Anti-passback:** In specified time period, user can enter Anti-passback zone only once. After the Time period has expired, user state will be cleared, and allow user to enter this zone again.
- **Timed Logic Anti-passback:** In Specified time period, Users who enter Anti-passback zone must obey the rule of Logical Anti-passback. If users exceed timed period, system will time again.



Global Interlock

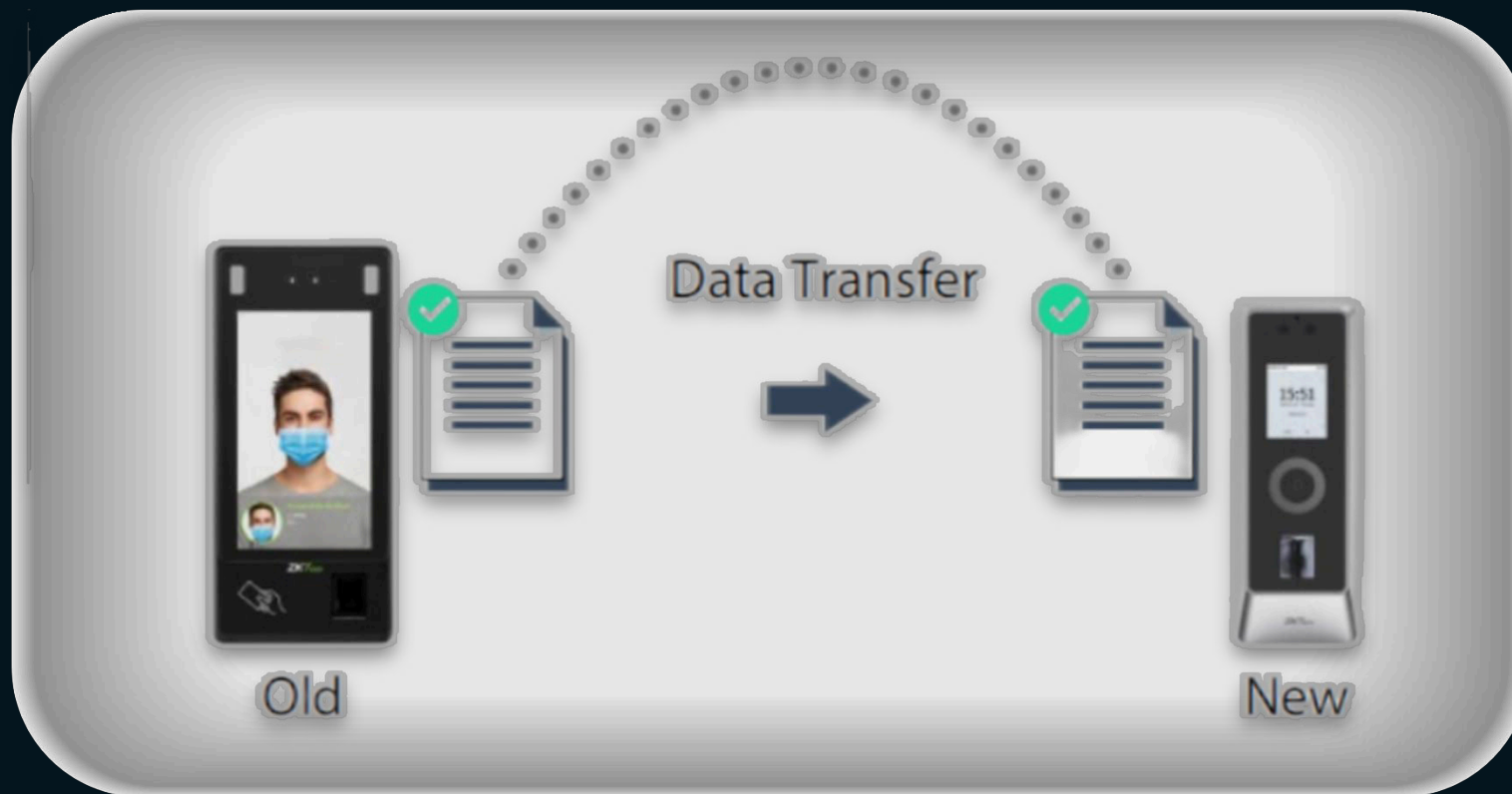
This advanced security function elevates the security level by interacting with different security areas. Interlock is designed to prevent personnel or visitors from opening more than one door at a time, even if the persons have the multiple door access authorities. This function precisely appoints access authorization including activations of access authorization of specific doors when the correlated doors are locked properly.



One door is open, at the same time, the others cannot open

Device Replacement

The latest function of ZKBio CVSecurity is Device Replacement, which allows seamless replacement of devices and data transfer. In cases of device failure, the user can transfer all data and settings from the retired device to the new device by simply entering its serial number. This feature eliminates the need for manual re-configuration of settings on the new device.



Access Control

The door status monitoring informs the user about possible statuses of individual doors:

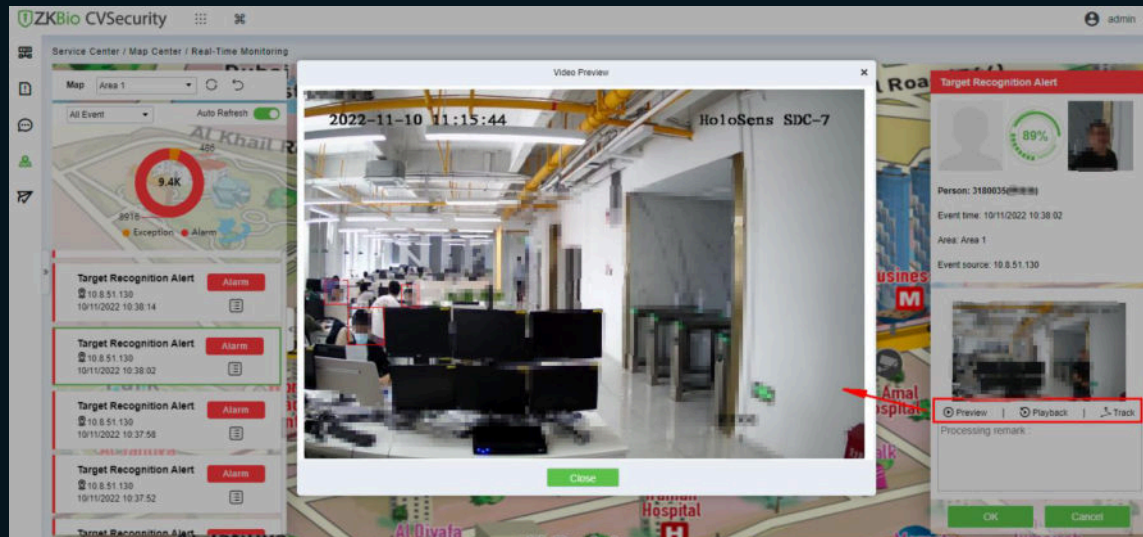
- Is the door opened?
- Is the door closed?
- Is the door locked?

In a building with multiple entrances, **security guards** must ensure that all doors are closed before the end of the day. In a larger building complex, daily inspection of all affected doors can take a considerable amount of time. A door status monitor can be used to query which door is open or closed. This allows doors to be located and locked in a targeted manner.

Icon	Status	Icon	Status
	Gates are disabled/disabled without connecting gates		Gate offline status/offline without connecting gate
	Only connect the integrated machine, the integrated machine is not connected to the gate		Gate is closed
	Open (in)/open (out)		Gate normally open
	Gate system error		Gate error
	Infrared abnormal alarm		

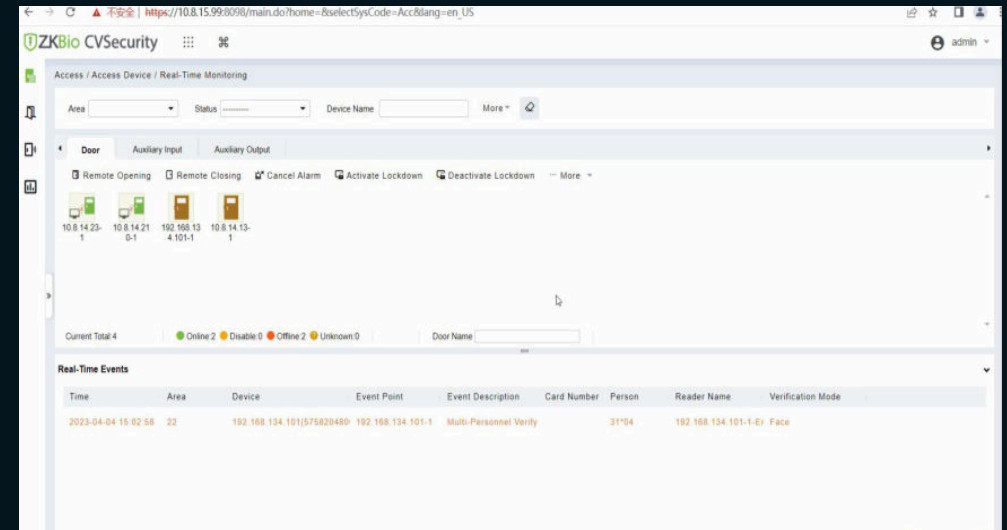
	Door opening timeout, Relay closed / Without relay status, Door Sensor Opened
	Door opening timeout, Relay opened/ Without relay status
	Door opening timeout, Relay closed / Without relay status, Door Sensor Closed
	Door opening timeout, Relay opened/ Door Sensor Closed
	Door closed alarming, Relay closed/ Without relay status
	Door closed alarming, Relay opened/ Without relay status
	Door sensor unset, Door alarming, Relay closed
	Door sensor unset, Door alarming, Relay opened
	Door opening timeout, Without relay status/ Door sensor closed
	Door locking
	Device banned
	Door offline
	Door sensor unset, Relay closed/ Without relay status
	Door sensor unset, Relay opened/ Without relay status
	Online status door closed, Relay closed/ Without relay status
	Online status door closed, Relay opened/ Without relay status
	Door opened alarming, Relay closed
	Door opened alarming, Relay opened

Access Control



Visual View Alarms

- In the control room, alarms are real-time displayed on a GIS map , allowing operators to quickly locate threats and check them remotely
- Outside the control room, alarms can be received on your phones for operators to view and handle alarms remotely.



High-security Video Linkage

- The access control is bound to the camera, and when an abnormal event is detected, the abnormal video pops up for double checking

Access Control

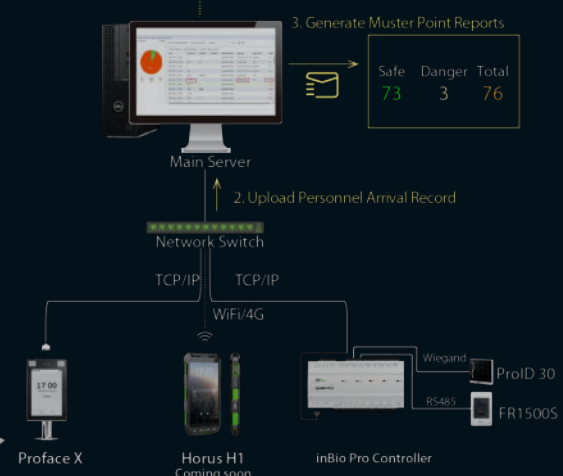


Emergency Response Mechanism

Emergency mode is activated when an emergency event occurs:



1. An Emergency Event Triggers The Muser Point Function



Software	ZKBio CVSecurity		
Access Control	ProFace X	ProMA	Horus H1 <small>Coming soon</small>
Access Controller	inBio Pro Series		
Reader	Pro ID Series	FR1500S	

- 1** Activate Alerts
- 2** Unlock Escape Route
- 3** Activate Muster Point
- 4** Message Notifying All Personnel to Assemble
- 5** Timed Statistics of People who have escaped
- 6** Email Delivery Statistics Report




Emergency Response Mechanism

Remote Lockdown for any emergency, including natural disasters, unsolicited visitors and active shooters.



When users activate the “Active Lockdown” command, all doors will be locked instantly.



Time & Attendance

Time & Attendance



Time & Attendance Device

Access Control Device

FaceKiosk

LPR Or UHF Device

Video Recognition

Attendance Point

Flexible Timetable

Auto shift

Normal Timetable

Temporary Schedule

Shift Management

Reports

Transaction

Auto Export reports

Daily Report

Monthly Report

Exception Attendance Management

Apply over time

Work flow

Apply leave

Self service registration

Attendance Exception

Time & Attendance

ZKT_{ECO}

Multiple Ways of Attendance



Time & Attendance



FaceKiosk



Video Recognition



LPR Parking



Access Control



Flexible Shift Management

Flexible Shifts
Regular Shifts
Cross-day Shifts
Temporary Shifts



Flexible T&A Rules

Check In/Out Validity
Calculation Cycle



User-Friendly Shift Assignment

Assign Shifts by
Group/Department/
Personnel/Temporarily/
Unscheduled



Diversified Attendance Reports(20+ Reports)

Convenient Data Statistics
Monthly/Daily/Yearly Report
Exception: Leave/Late/Sick



Online Leave Application with Multi-Level Approval

Business Trips, Appended Logs,
Leave, Overtime, Multi-Level OT

Solution Value:

- A variety of attendance methods to avoid forgetting to check in
- Real-time roll call: Identify the absentee's personnel information in one-click
- Various attendance rule settings, suitable for different scenarios



Elevator Control

Elevator Control



Floor Access Level

Distribution by Department

Distribution by Personnel

Access Level

Floor Rights Management

Emergency Response Mechanism

Emergency Button

Fire Button

Global Linkage

Remotely Lock the Button

Remotely Release the Button

Remote Control

Elevator Integration

KONE

mitsubishi

Elevator Control

ZKT_{ECO}

Support face, fingerprint, palm, card or QR code and multiple elevator ride modes

The elevator control pannel does not change the original button, can release all the buttons remotely, or Fire button linkage application

Sagin Access Level

Multiple verification methods

DCS Application

Use of existing elevator systems

Assign access level by department, individual and access level group

Can be linked with access control device or barrier gate to achieve DCS call ladder application


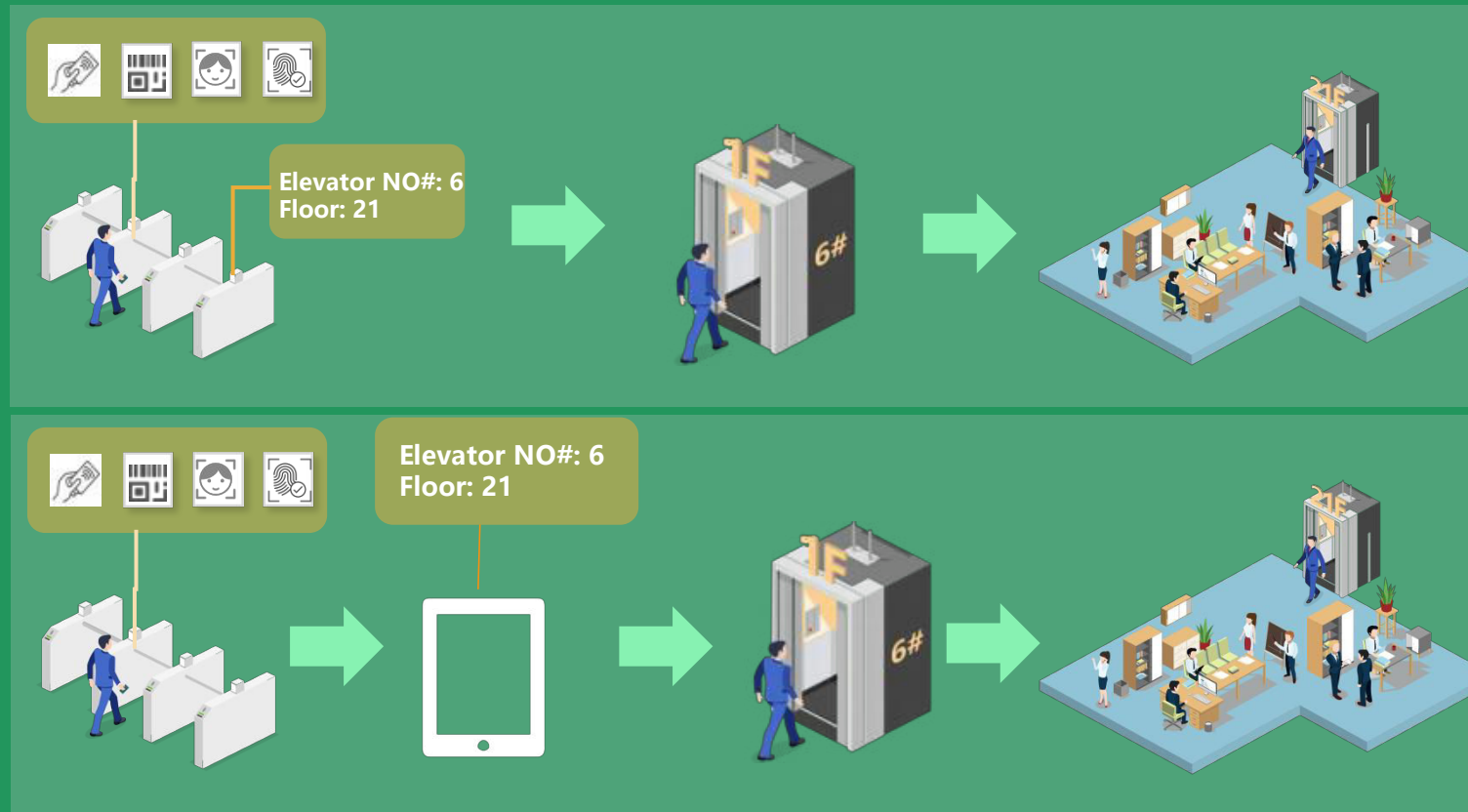


1 EC16 + 7 EX16 =
up to **128** Floors



Elevator Control

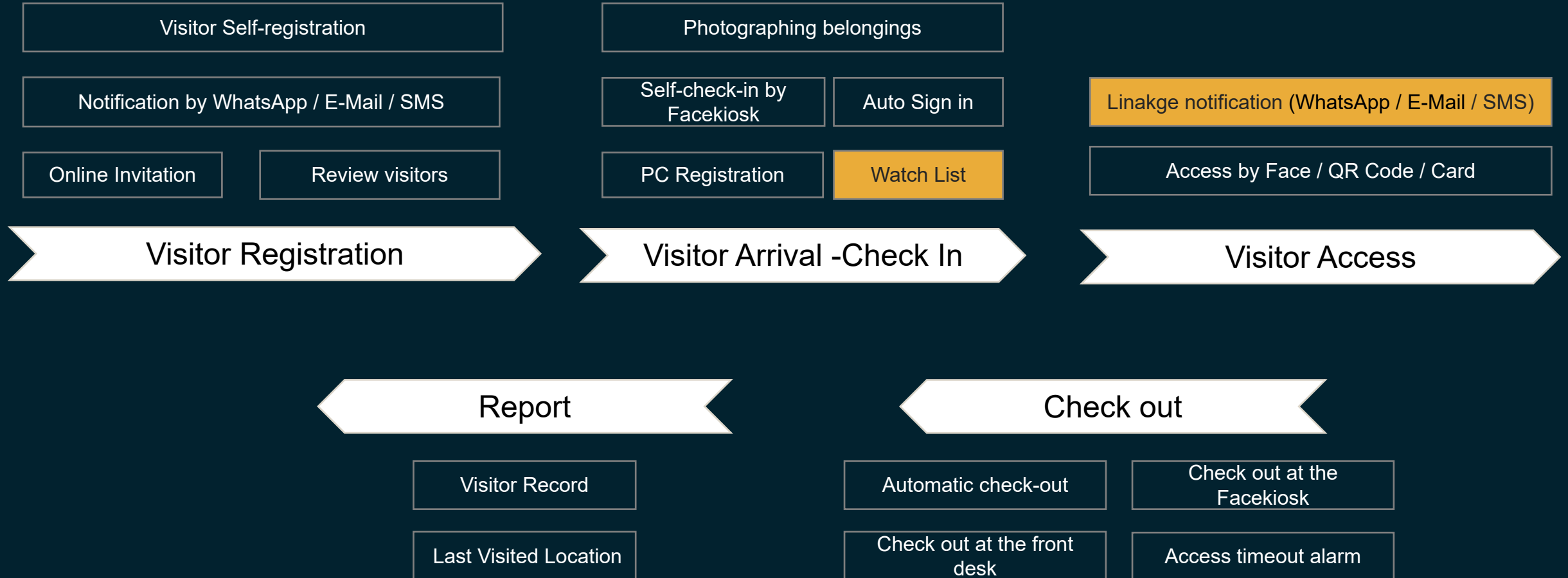
Integration of access control system with elevator destination control system improves operational efficiency





Visitor Management

Visitor Management






Speeding Passage -Automatic check in



Employee initiated visitor invitations



Visitor pre-registration



Employee or administrator review



After the audit, the user will be given a check-in and check-out QR code; Users can enter and exit the designated parking lot or use face or QR code to pass in the designated place.




Solution Advantages

- Query the visitor's last visit location, visitor history, and timed pop-ups of unregistered visitors.
- Visitor scenarios for SMBs



Reception of visitors

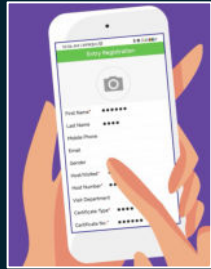


Employees receive notification that a visitor has arrived

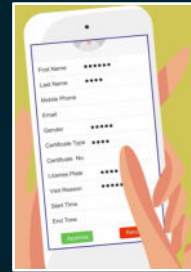
02

Self-registration and check in at face kiosk

Online Reservation



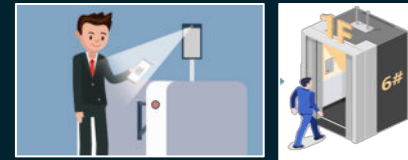
Visitor pre-registration



SMS, E-Mail or WhatsApp notification to administrators



Check in and print the pass QR code at Facekiosk



Use face or QR code to pass



Reception of visitors

Onsite self-registration



Visitor registration using FaceKiosk

Solution Advantages

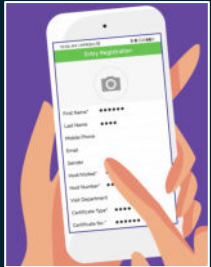
- Fast pass, visitors only need to pre-register online, after verification, you can pass directly, no need to sign in at the front desk, improve the efficiency of passage.
- Unattended, all records are traceable
- Visitor scenarios for SMBs

Visitor Management

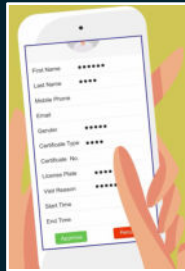


Self-registration and check in at front desk

Online
Reservation



Visitor
pre-registration



SMS, E-Mail or
WhatsApp notification
to administrators



Go to the Reception
to OCR scan
documents for sign-in



Verified by QR code
or Face



Reception of
visitors

Solution Advantages

- Support OCR to quickly scan visitor ID or passport and fill in the registration page.
- Support visitor and baggage capture to enhance access security
- Print templates can be custom designed
- Suitable for campus scenarios with high security level



Visitor Registration Page



USB HD Network Camera
Capture Visitor Photo




ID or passport scanning
and photography



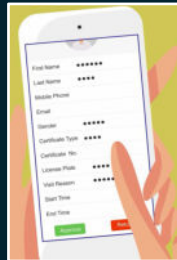
Prints sticker receipt
for visitors.

04

Vehicle access for visitors



Visitor online pre-registration to fill in the license plate number



Message, E-Mail or WhatsApp notification to the host



Admin can choose to configure 2 visitor vehicle management modes



Mode 1:
Allow list mgt



Mode 2:
Temporary vehicle mgt



Allow list management rule

Visitors' vehicles can pass directly and drive out within the specified time

Temporary vehicle management rule

Visitors' cars must comply with the management rules of the parking lot, which can charge for temporary vehicles

Visitor Management



Automatically check Out

Check Out



ZKBio CVSecurity automatically signs out of the timeout visit

* Timeout alerts are not available in this mode.

Leave



The barrier is unlocked after the visitor's license plate is recognized

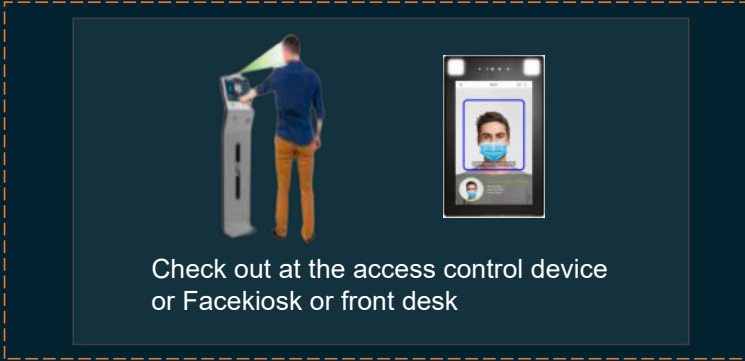
Check the visitor report

- Visitor's name,
- Time of visit,
- Length of stay,
- Items to bring...
-



3 Hours later

Check out on the device



Check out at the access control device or Faceiosk or front desk

Timeout Alarm



If the visitor does not check out after the timeout, the message will be notified to the security guard



The guard found the visitor and alerted him.

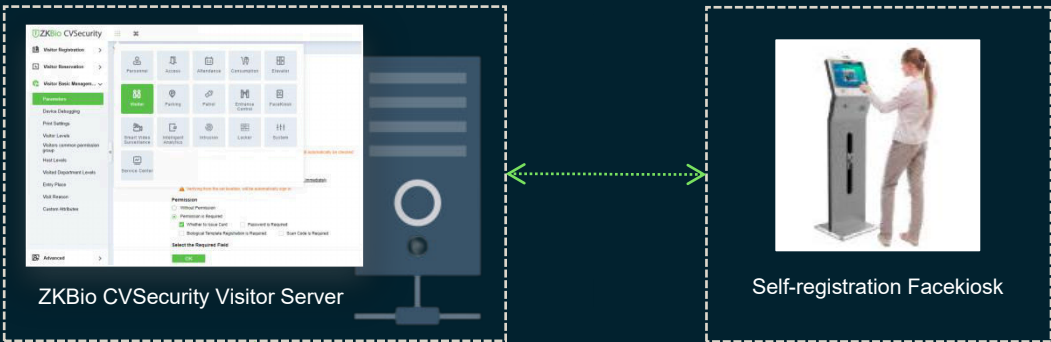
Visitor Management



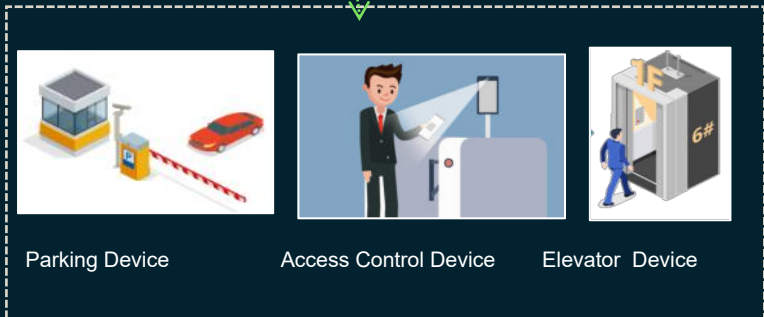
01

Solution Advantages

02



Visitor Access Right Linkage



Message Notification



SMS

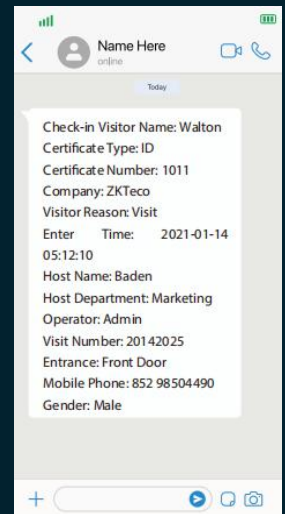


WhatsApp



Email

During visitor registration, in case of overtime visits, visitor registration, overtime visitor registration, visitor checking out, monitoring lists, the system will deliver message notification to visitors, recipients or managers in registration site. message templates support customization, templates with different contents, delivery rules and recipients according to conditions can be customized.



Solution Advantages

03

Visitor Watchlist



Add to Watch List function helps to mark special visitors. such as VIP, block list user. The system will automatically prompt the visitor information and visit history when register the same visitor again.

04

Scramble QR Code

In order to prevent unregistered people from gaining access by copying QR codes or barcodes without permission, the images of QR codes and barcodes in the URL can be set to dynamic(scramble),which means that the QR code images will be automatically changed in every 10-30s (adjustable).

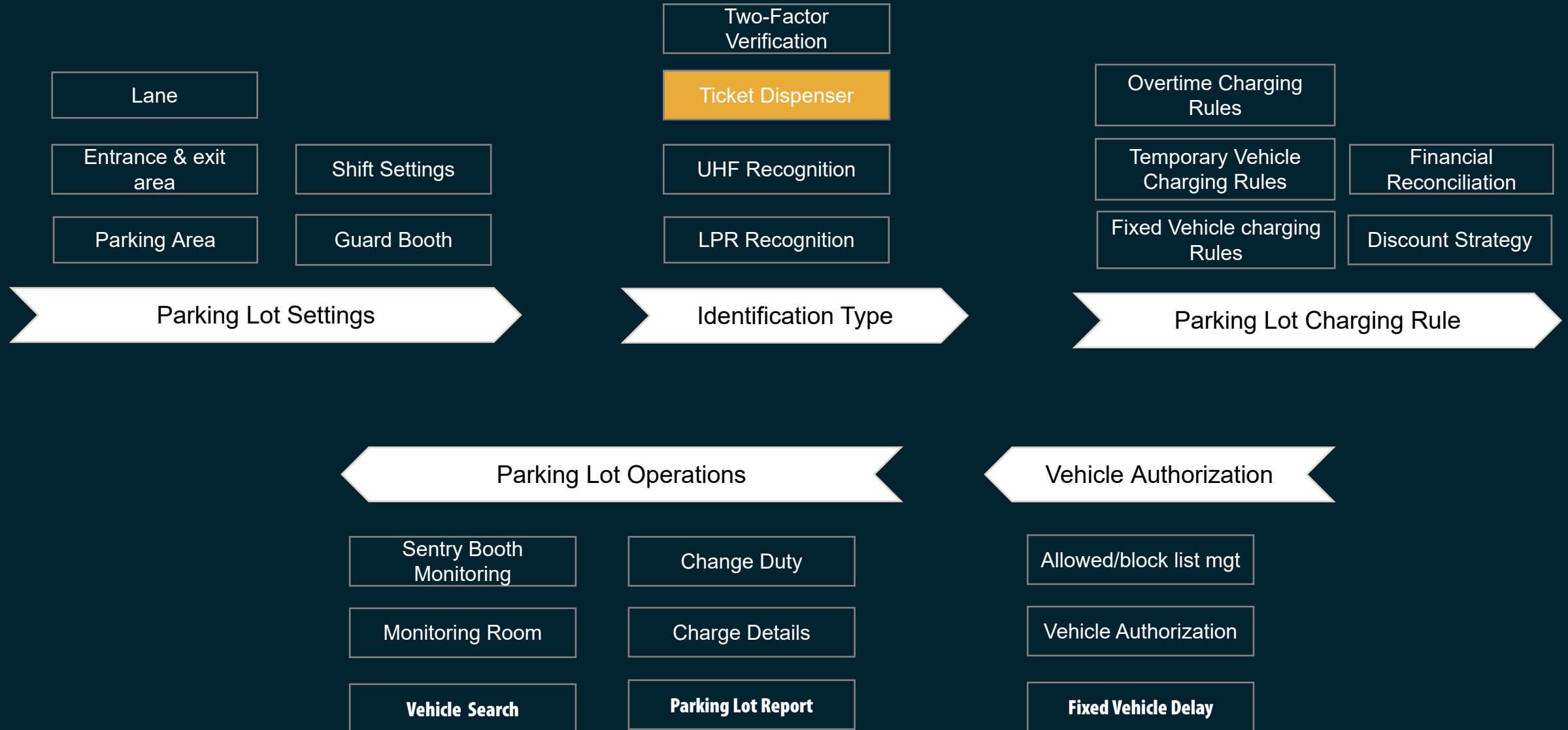
Administrators no longer need to generate new set of QR codes to update visitors' entry content anymore.



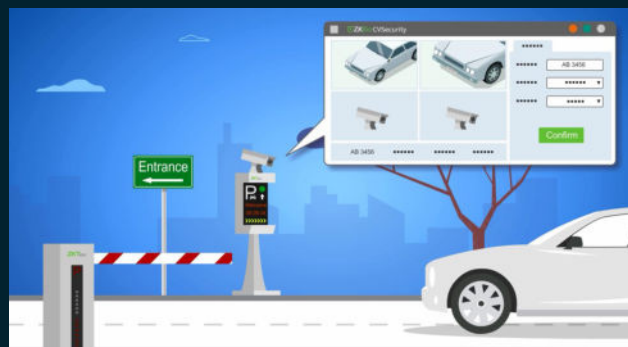


Parking Management

Parking Management



Multiple Verification Methods



LPR

Supported devices:
LPRS1000/2000/4000
BL-852Q38A-LP

Advantage:

- Fast recognition, no waiting.
- Support 120+ countries algorithm, meet the needs of each country fast passage

Suitable for: industrial parks, residential areas, banks and other scenarios




UHF

Supported devices:
UHF1000/2000
Indio Pro + UHF Reader

Advantages:

- Fast scanning and flexible identification distance;
- UHF Tag is anti-pollution, waterproof, dustproof and not afraid of dirt.
- UHF Tag data encryption, not easy to forge and tamper.

Suitable for: factories, logistics parks, construction sites and other scenes



Ticket Dispenser

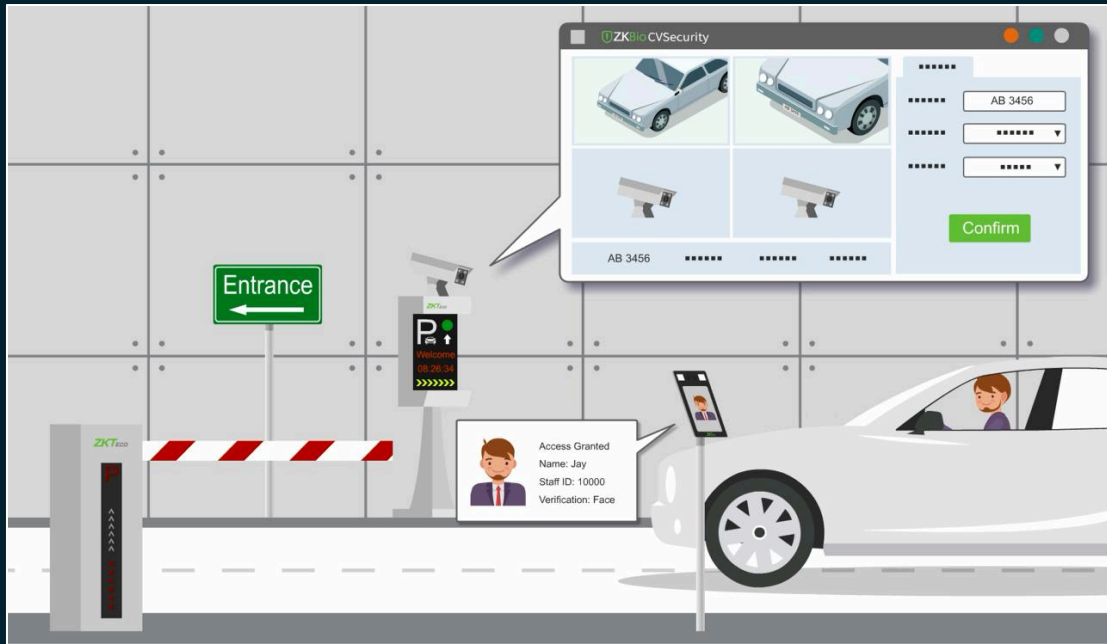
Supported devices:
TBM01/02

Advantages:

- Unattended, Improving access efficiency
- Non-contact induction and automatic printing of small tickets.
- Modularity can be freely combined: optional swipe card module, UHF module or LPR camera

Applicable to: Commercial center, property center and other scenes

Two-Factor Verification



Two-factor authentication with facial recognition and license plate recognition enables extra security protection. The LPR camera scans and identifies license plates when a vehicle drives into the reading range. Then the system automatically searches the registered face image of the driver accordingly in the database for facial recognition. If both license plate number and facial recognition result match with the data in the database, the car park barrier will be lifted for access. If not, access will be denied.

Solution Advantages:

- Support face, fingerprint, palm, card and LPR dual recognition
- Only after the person and vehicle match one by one can pass, suitable for high security level scenarios



Flexible configuration of fee rules

Fixed Vehicle

Fixed Charge Name* MF

Vehicle Type* Small Vehicle B

Cycle Type* Small Vehicle A

Cycle* Small Vehicle B

Charge Amount*

OK Cancel

Periodic internal vehicle recharge management, such as weekly or monthly fees, can be configured with different charging rules for different vehicles

Temporary Vehicle

Temporary Vehicle Charging Rules Name* Large

Vehicle Type* Temporary Large Vehicle

Daily Highest Amount* 50

Free Minutes* 0 minutes

Charging Time includes Free Minutes

Cross Time Split

Enable the same license plate in Circulation within 24 ... Maximum Fee for Multi-Access 0

Detail According to time period According to cycle

Time Period* 00 : 00 to 00 : 00 Cross Day

Charge by Times

Maximum Charge* 10

First Time Charge minutes

Amount per unit time charge minutes

Test Charging Rule:

Vehicle Type Temporary Large Vehicle

In Time* 07-MAR-23 10:47:00

Out Time* 07-MAR-23 17:47:59

Save and test

Amount Receivable: 10.0

OK Cancel

- Configurable temporary car charging rules for different car parks, different vehicle types and different time periods
- After the configuration is completed, the results can be tested to facilitate the user to adjust the rules.

Real-time Monitoring

Sentry Booth Monitoring


License Plate	Vehicle Type	Vehicle Owner	Time	Lane Status	Event Type
3892VH	Temporal A		06/04/2023 17:44:59	in	General Record
3195VHE	Temporal A		06/04/2023 17:44:51	in	General Record

- Real-time monitoring by booth security
- Monitor only the set channels
- Manual release for abnormal situations
- Remaining parking space's view
- Quick menu:
 - Enable Fleet mode: The barrier will always be open to facilitate the passage of the fleet charge details,
 - Vehicle list library management
 - Shift change
 - Restriction settings: can restrict the passage of special models (such as restricting the entry of large trucks)

Monitoring Room

Parking Area	Guard Booth	Lane test	Open
Large	Guard		Open

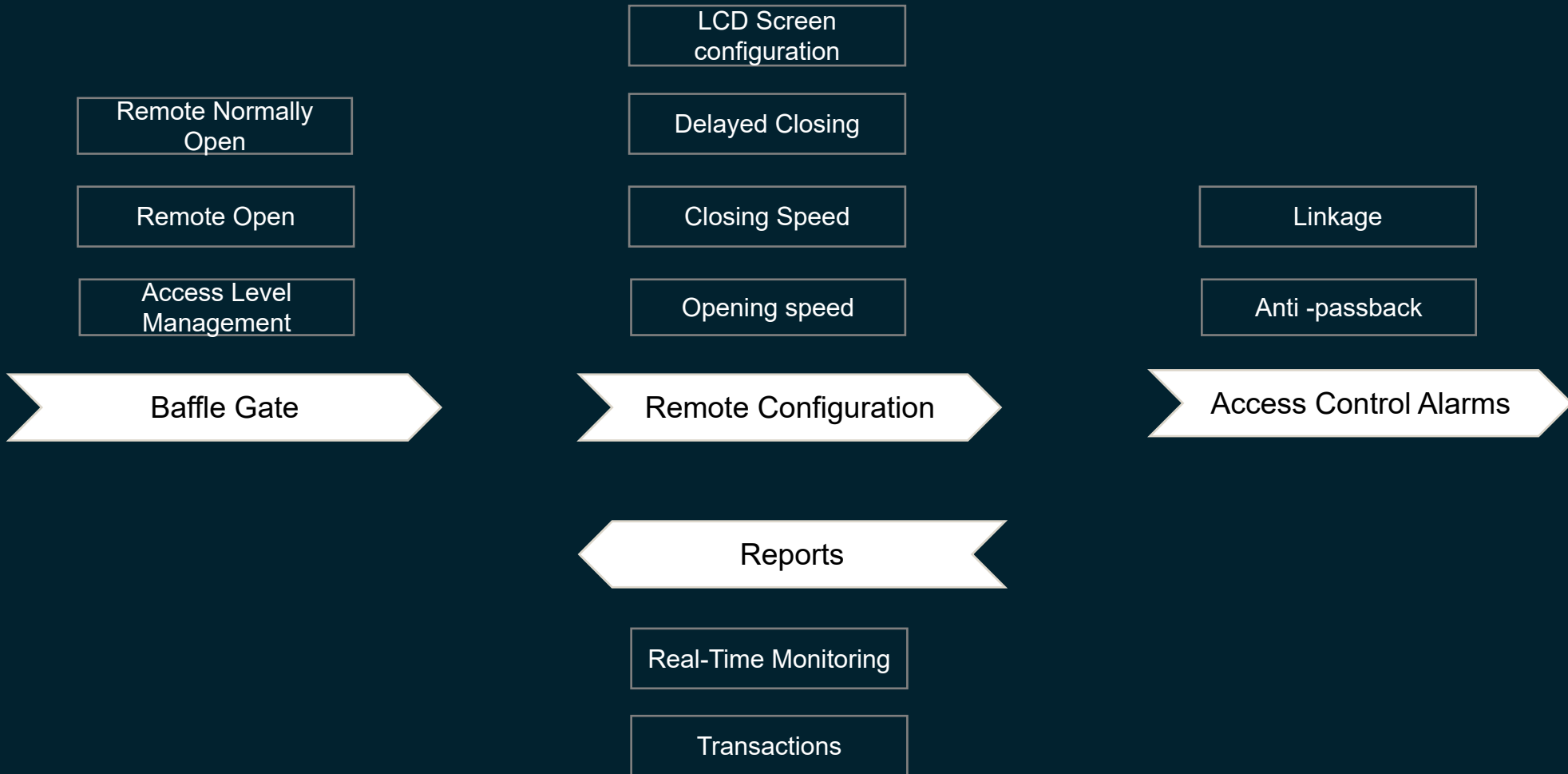
- Real-time monitoring by security manager or administrator
- All posts and channels can be monitored
- Real-time statistics on traffic flow or tolls
- Residual parking statistics
- Quick menu: abnormal vehicle record view, Enter vehicle search, charge details, Vehicle list library management



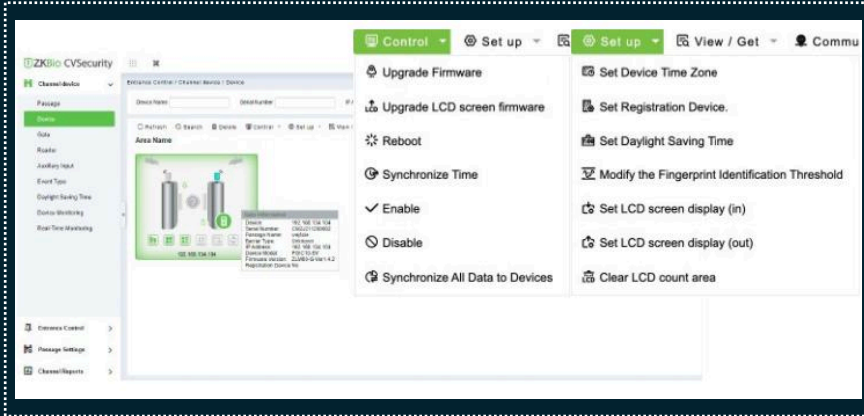
Entrance Control

Entrance Control


ZKT_{ECO}



Entrance Control



- Strict access control
- Multiple authentication methods: fingerprint, face, palm, swipe card, QR code
- Real-time monitoring of gate status with visualized pictures
- Remote control



Online Update



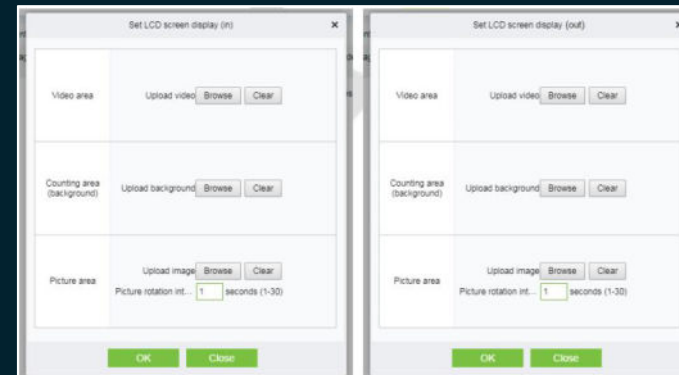
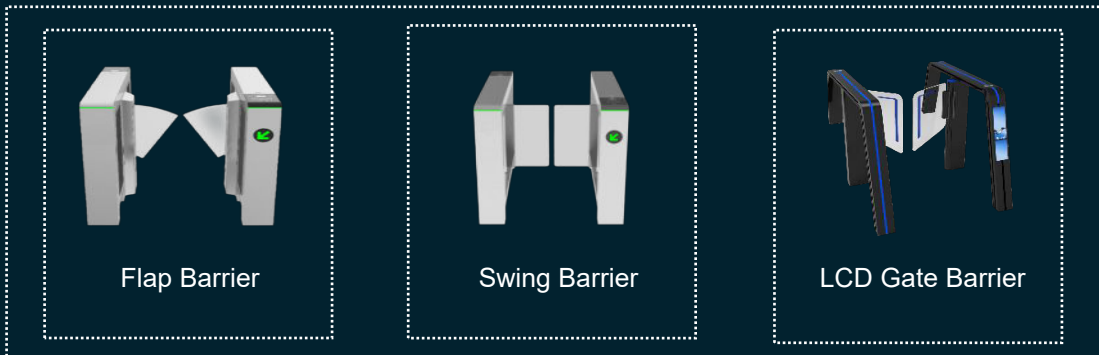
Unlock Speed



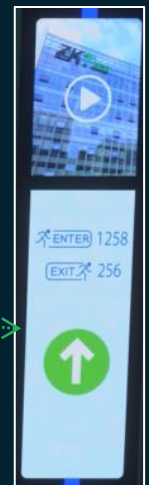
Remote Unlock



Passage Time zone



LCD Setting





Smart Video Surveillance

Smart Video Surveillance

ZKT_{ECO}

Preplan Collection

PTZ Control

Video Preview

Live View

Video View

Alarm control

Real-time Alarm

Alarm Linkage

Alarm Search

Video Download

Local Video

Plan Video

Video Playback

Video Playback

Video Intercom

Live View

One-touch Door
Opening

Answer Record

Custom Layout

Floating Window

Multi-screen Splicing

Preplan Collection

Decoding on the wall

Video Patrol

Patrol Plan

Message Notification

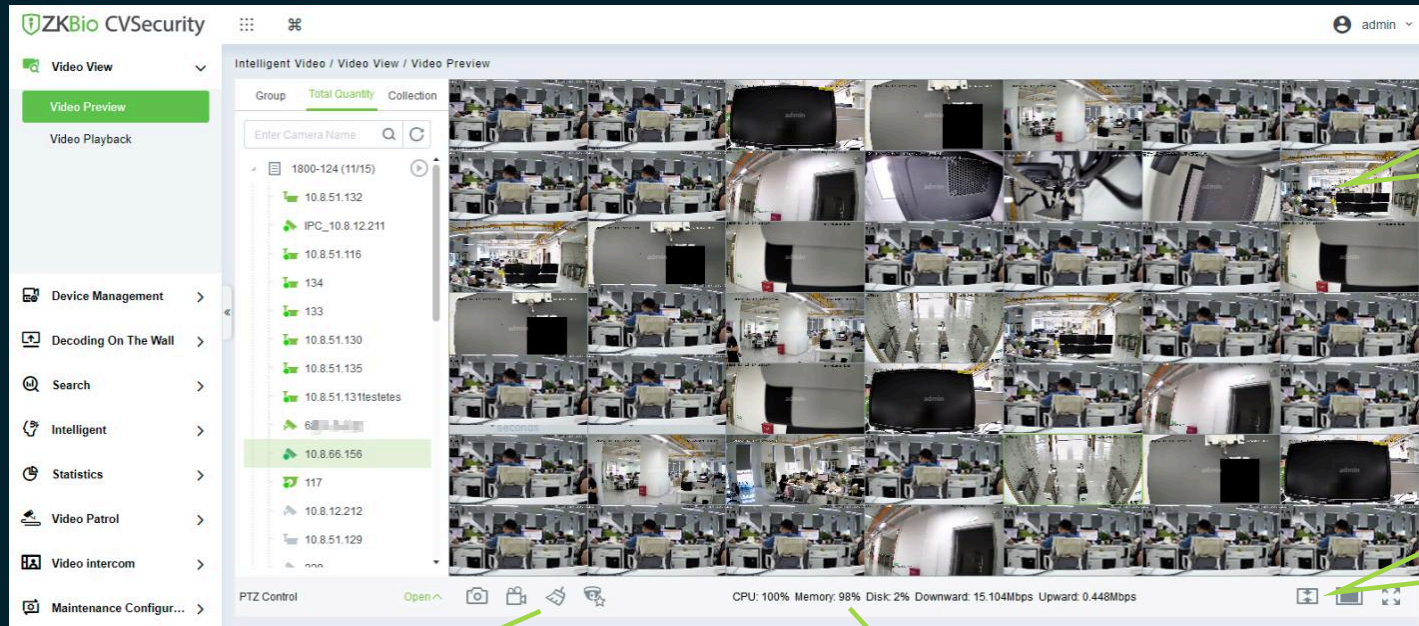
Patrol Record

Smart Video Surveillance

ZKT_{ECO}

Live View

Maximum supports **64 channels** video live preview at the same time
Each channel resolution up to 4K UHD (3840*2160).



Video channel streaming parameters real time displaying



Rich & Flexible self-define screen layout



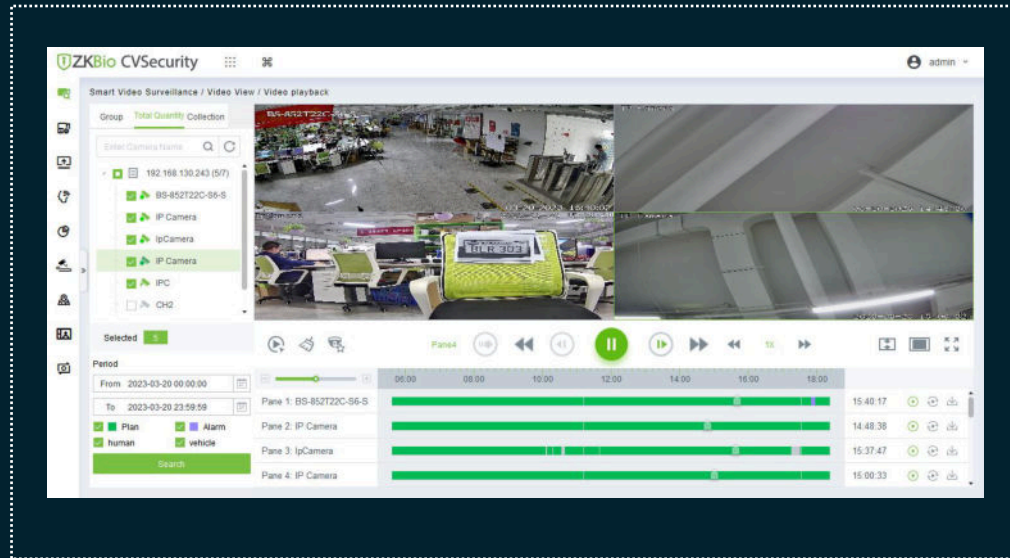
Quick play/snapshot /Close/Collect video channels

CPU: 100% Memory: 98% Disk: 2% Downward: 15.104Mbps Upward: 0.448Mbps

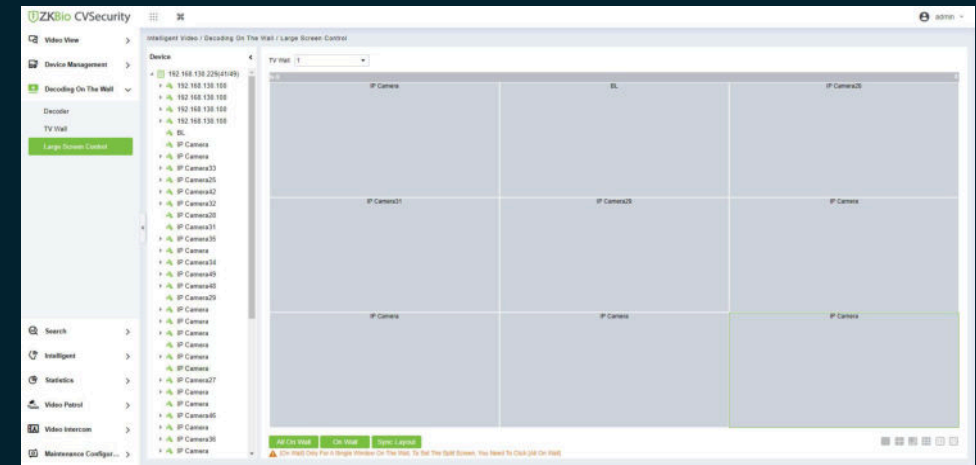
Realtime monitoring on PC's performance & bandwidth

Playback

Maximum supports **16 channels** video playback at the same time
Each channel resolution up to 4K UHD (3840*2160).



TV Wall



Multiple layouts freely configurable



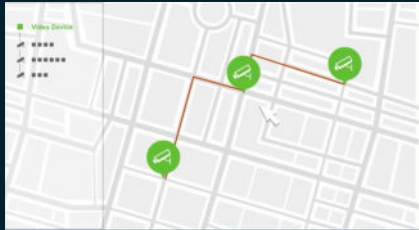
Combination Screen



Floating Window

Smart Video Surveillance

Video Patrol



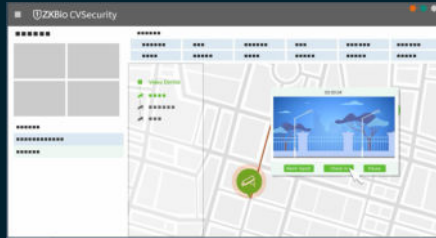
Customized patrol points, patrol plan and patrol personnel

1. Configure the patrol plan

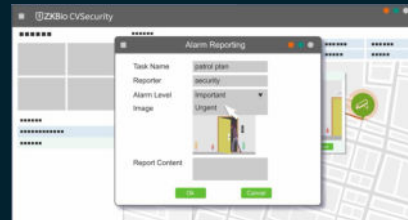


Message to alert patrol personnel

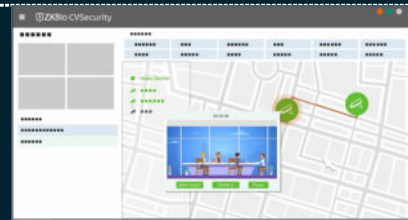
2. Message notification to patrol personnel



According to the plan, the video is played sequentially on the map and the Check in button appears randomly to avoid malfeasance of the patrol staff



If an abnormal event occurs on the screen, you can click "Report Abnormality".

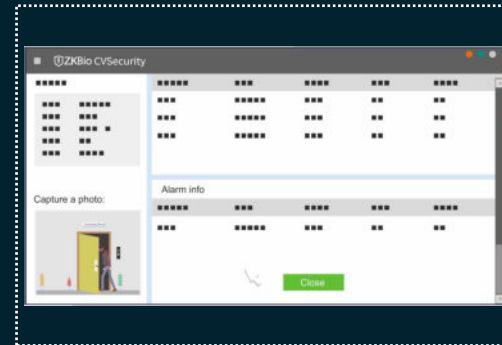


If the patrol personnel have something to do, you can click "pause" the patrol

3. Start patrol

Solution Advantages:

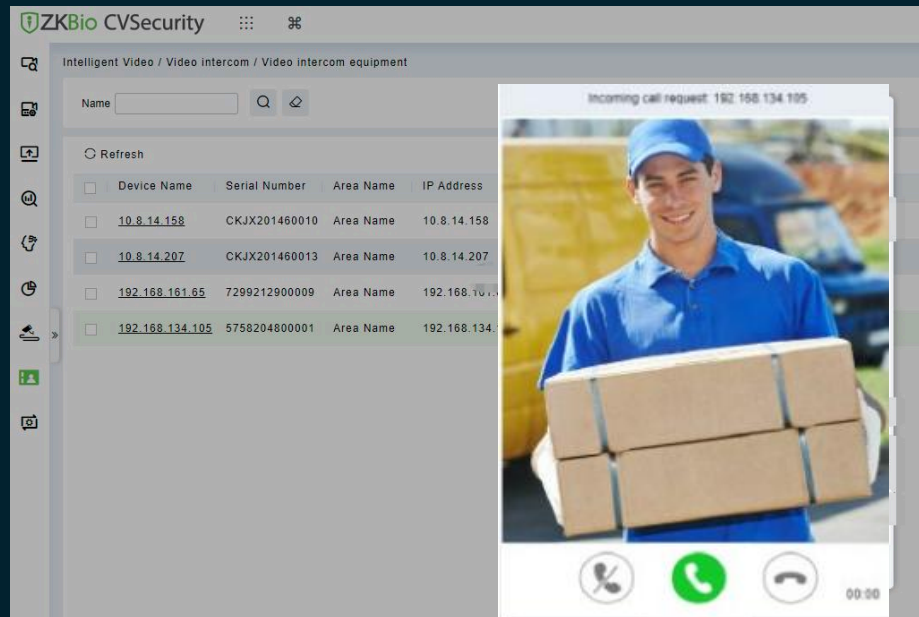
Automatic patrolling of the park's points by customizing the lines and time intervals viewed by surveillance cameras combined with GIS maps to maintain the park's security



4. Patrol records

- How many times the patrolman missed the card
- Details of the reported abnormal events
- Description of all patrol events

Video Intercom



When the device initiates a call, a host interface will pop up, users can complete the operations such as answering the video intercom, capture photo, hanging up, or unlocking the door.

Video Watermark

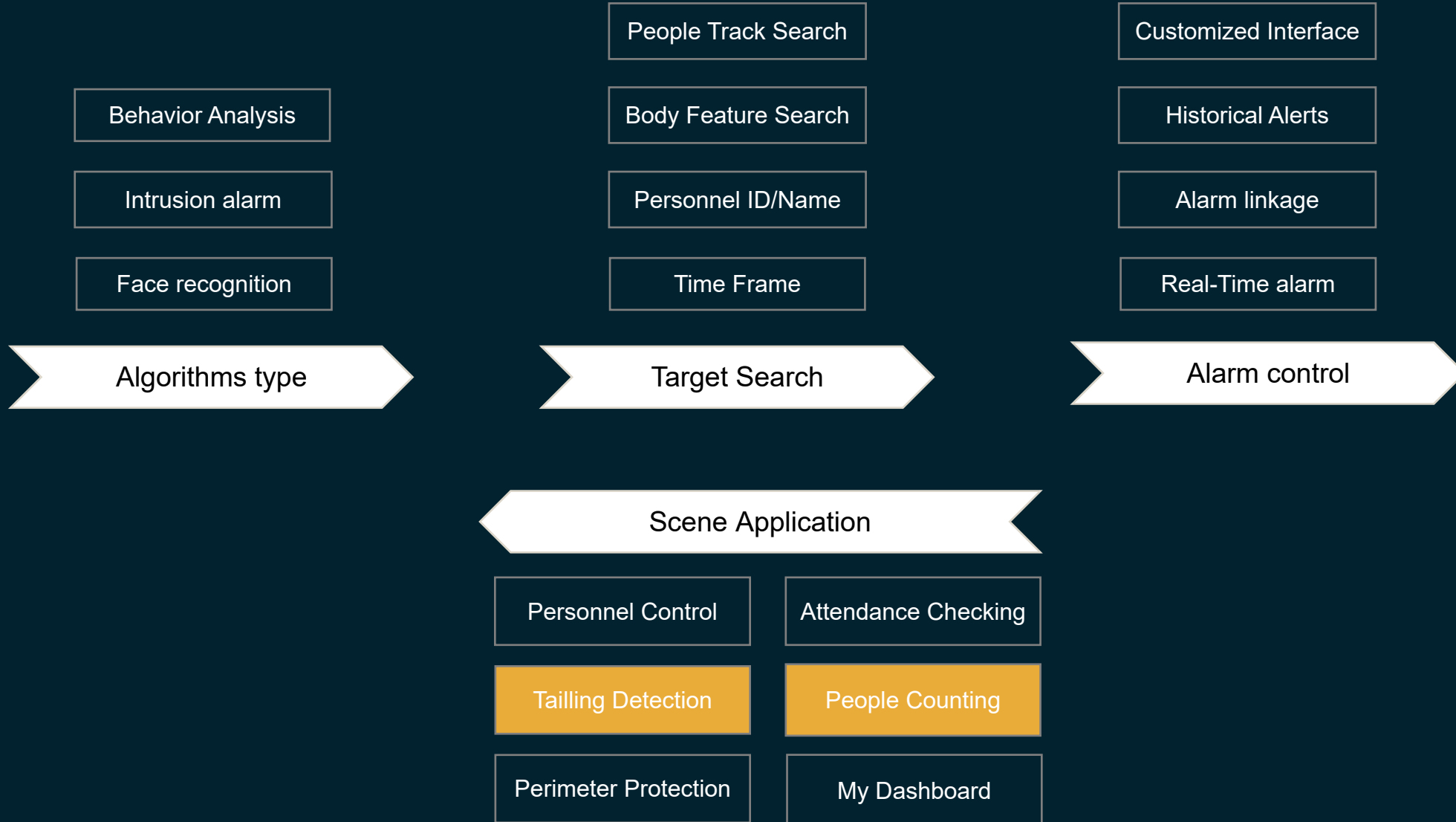


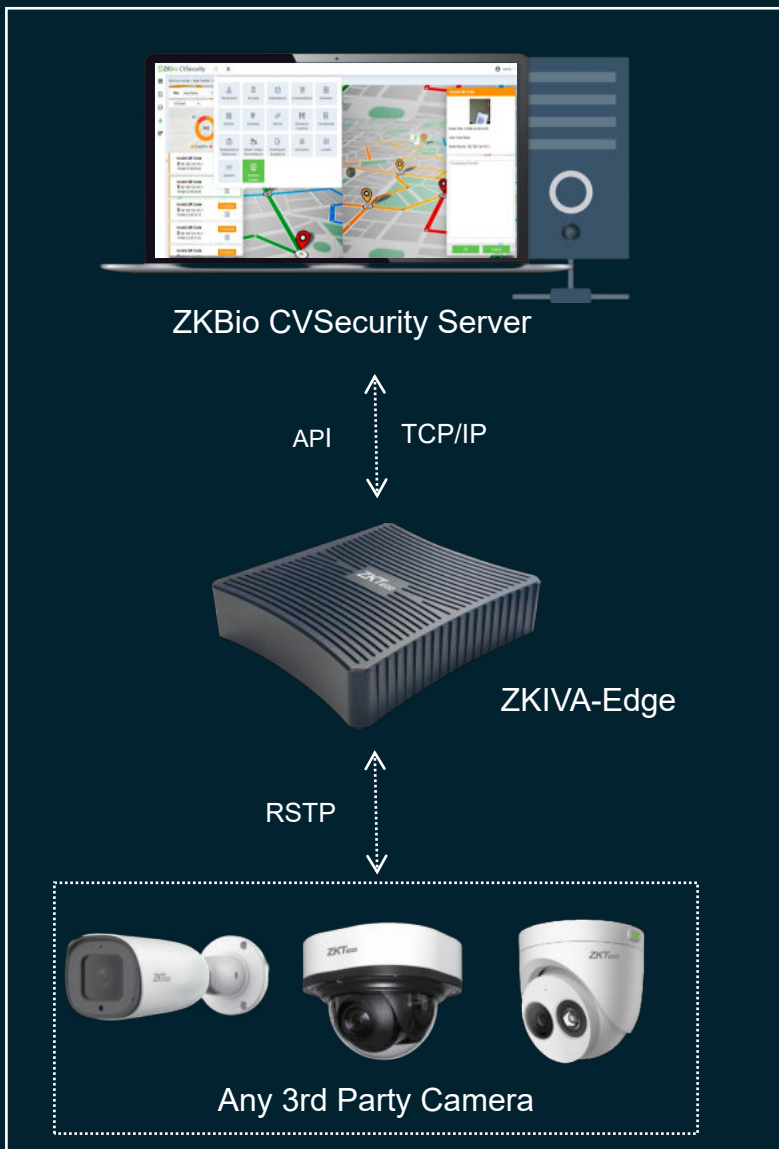
Watermarks can be added and displayed on the videos, including the copyright owners or logos for the protection of the video assets and the enhancement of brand uniformity. Also, the watermarks also prevent illegal and authorized use of the video files to ensure safety of the company.



Intelligent Analytics

Intelligent Analytics





My Dashboard

- Custom configuration screen based on conditions
- Visible to individuals only
- Visible to all users

Customizable interface display and window placement based on user preferences

First 5 people to arrive daily

Daily list of people who leave work the latest

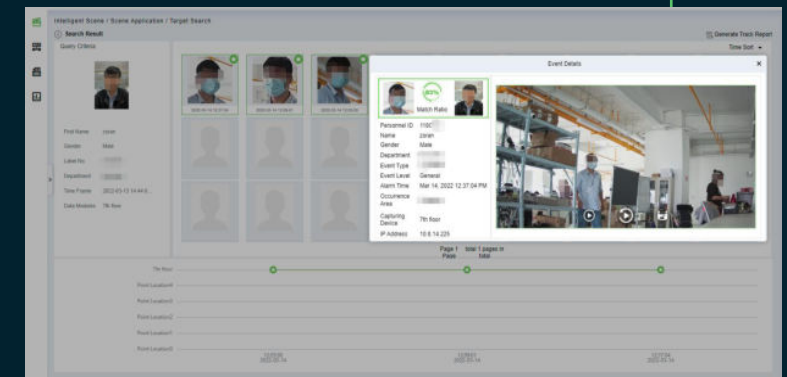
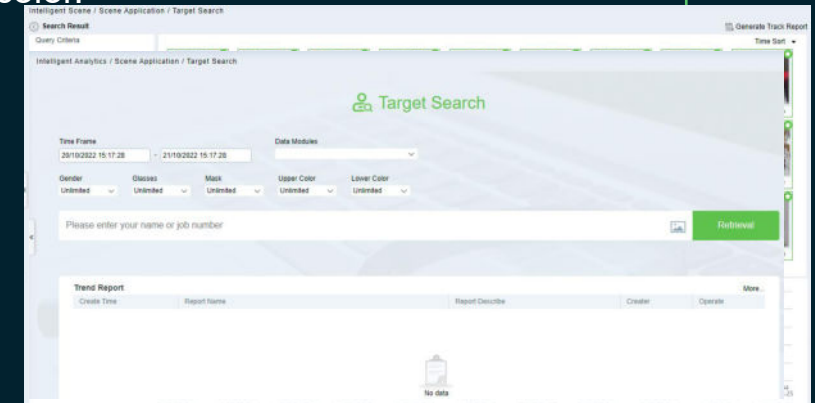
- Daily Fights
- Stranger Entry Event of the Week
- Today's Tailgating Incidents
- Real-time Face Capture Incidents
- Real-time Fights
- More.....

Target Search and Personnel Trajectory

Accurate identification and search of suspicious personnel

- ✓ Supports the full-platform event search of multi-credential such as, person's name, ID number, reverse image search, gender, age, mask, glasses, jacket color, and trousers color.
- ✓ View the event details and video playback.
- ✓ Generate a detail personnel trajectory reports.

Trend Report					
Header Information					
Report Name	Trend report about 11/11/2022 at 20220917				
Report Director	admin				
Created	2022-09-17 09:46:26				
Target Detail					
					
Name	8888	Personnel ID	1180548		
Gender	male	Department	Department Name		
Time Interval	Mar 16, 2022 1:45:49 PM - Mar 17, 2022 1:45:49 PM		Report Type	Unknown	
Trend Detail					
No data					
Event Detail					
Event Time	Region	Event Source	Image	Event Name	Event Grade
2022-09-14 22:28:26	Area Name	7th Floor		Allow In	Community
2022-09-14 22:28:26	Area Name	7th Floor		Allow In	Community



Personnel Control

Statistics, Monitoring, Playback and Analysis of Allowlist, Blocklist, and Suspicious personnel

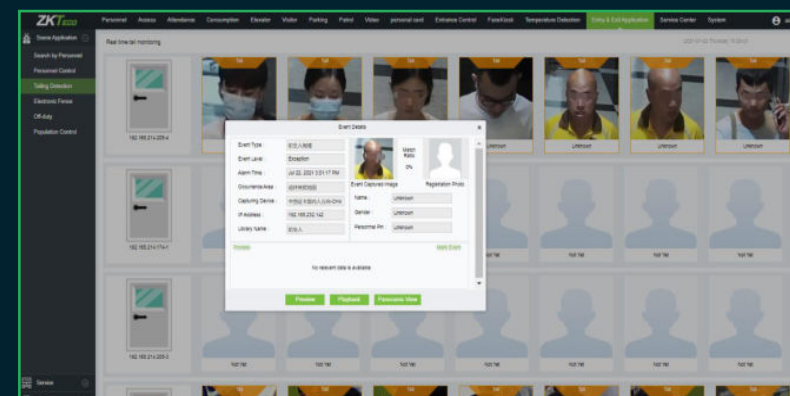


- ✓ Suitable for entrance and exit monitoring. To monitor the key personnel such as VIPs and personnel from the blocklist.
- ✓ Count the visitor flow, differentiate the number of people in the allow list, the number of people in the blocklist, and suspicious personnel.
- ✓ View people's comparison details and generate reports in real time.
- ✓ Click on the suspicious person picture and search for the personnel trajectory.

Tailing Detection

Tailing Detection Alarm

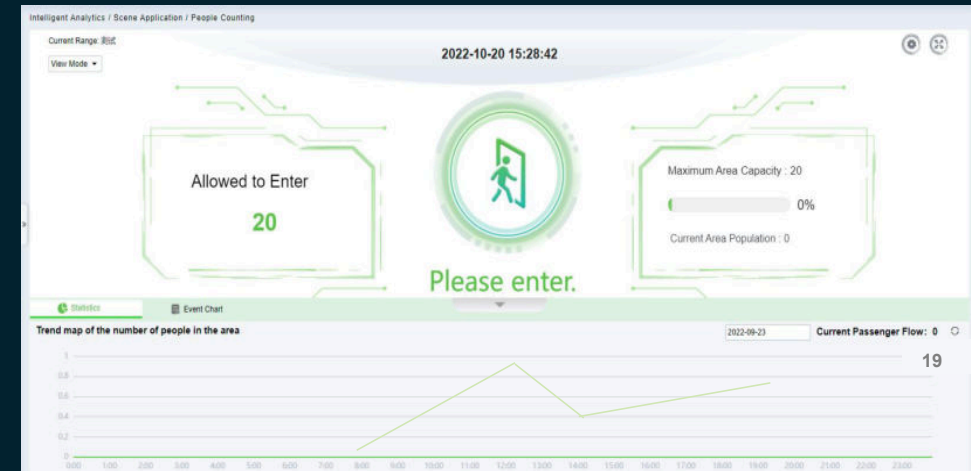
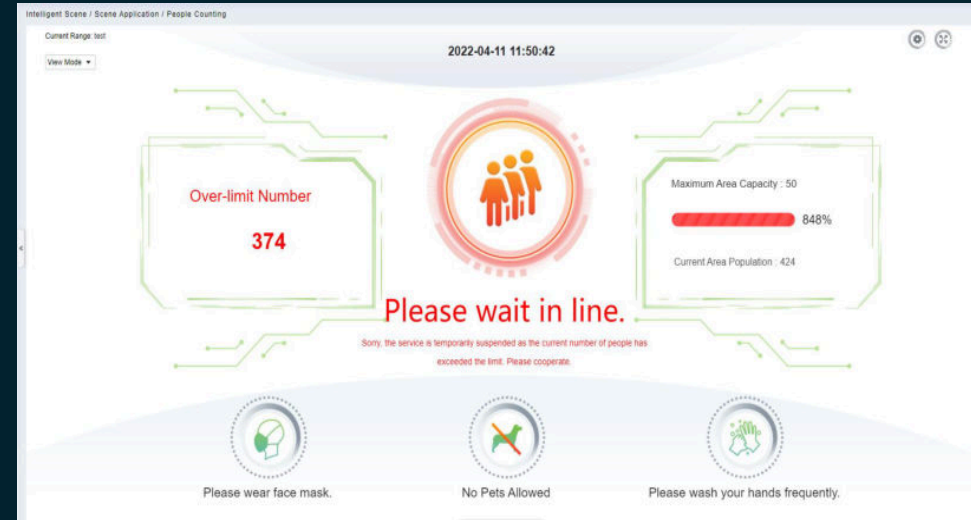
Tailing Detection Alarm



- ✓ Video Facial recognition record can cross-check with access control record to validate a personnel visiting record.
- ✓ View event capture images or videos to evaluate the event.
- ✓ Quickly search and view a person trajectory through captured picture.


People Counting

- Visitor flow statistics and analysis.
- Dynamically count the number of people in the monitor area and trigger an alarm when the number of people reaches the set value.
- When the number of people exceeds the set value, the screen will keep flashing.
- Suitable for supermarkets, coffee shops, bars, gyms and public transport.
- Maintain touchless operation during COVID-19 pandemic.



Perimeter Protection

Real-time monitoring the Line crossing events



Monitoring Center

- ✓ Smart Dashboard dynamically displays the details of line crossing events.
- ✓ Statistics shows events occur frequency. Analyze areas where incidents occur frequently and remind security personnel to deploy.
- ✓ Suitable for park perimeter, fence, border.

Supported Hardware :ZKIVA-Edge T1/N3

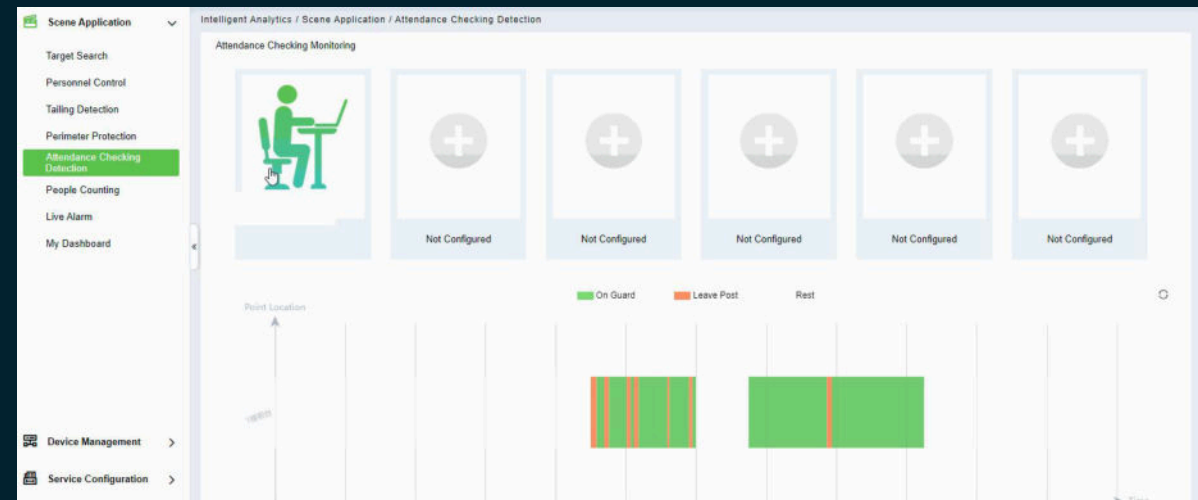
The screenshot shows the ZKTeco monitoring interface for Perimeter Protection. On the left is a navigation menu with 'Perimeter Protection' selected. The main view features a live video feed of a turnstile area with a red line indicating the monitored perimeter. To the right of the video are 'Event Details' including Event Type (Exception), Alarm Time (2022-10-20 16:09:58), IP Address (10.8.66.115), and a 'Process' button. Further right is a 'Statistics Today' panel with 'Count Today' at 422, 'Deal Count' at 0, and 'Average Response Time' at 0 h 0 m. At the bottom, there are charts for 'Event Frequent TOP 5' (showing 422/422) and 'Regional Distribution'.

Attendance Checking

Real-time checking personnel attendance in the designated area



Monitoring Center



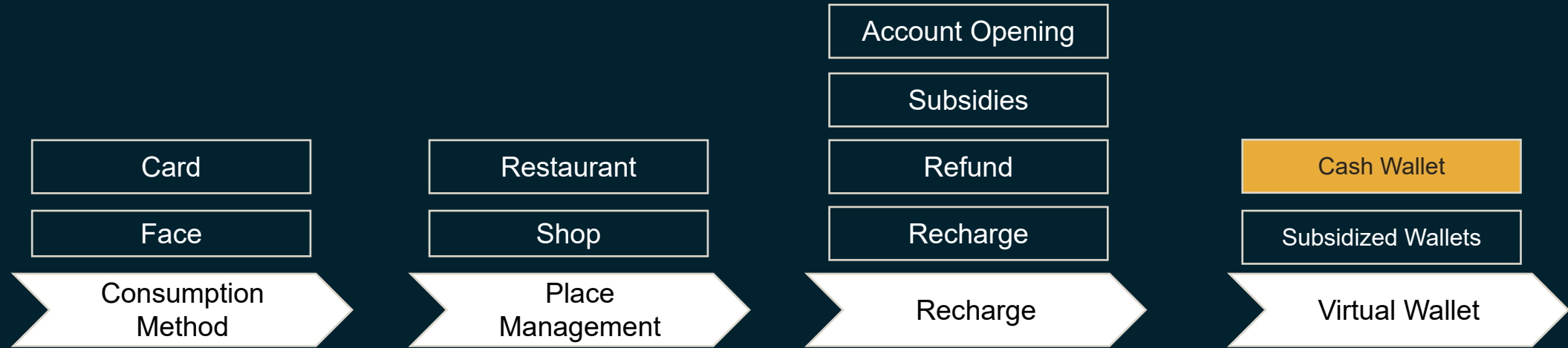
- ✓ The smart dashboard shows the employees on duty details.
- ✓ The video plays the details of the employees who are not at the workstation.
- ✓ It is convenient for managers to monitor the working status of employees in the key position.

Supported Hardware :ZKIVA-Edge T1



Consumption

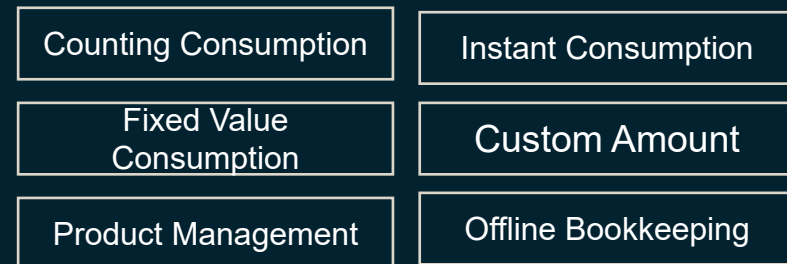
Consumption Management



Consumption Accounting

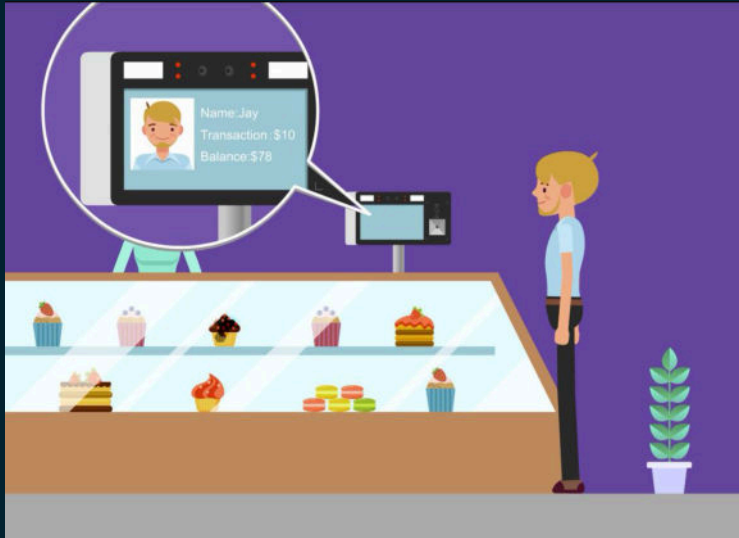


Consumption Statistics




Consumption Management

Face Consumption Module



Supported Device: ProMerc-300

IC Card Consumption Module



Supported Device: ProMerc -10 /20

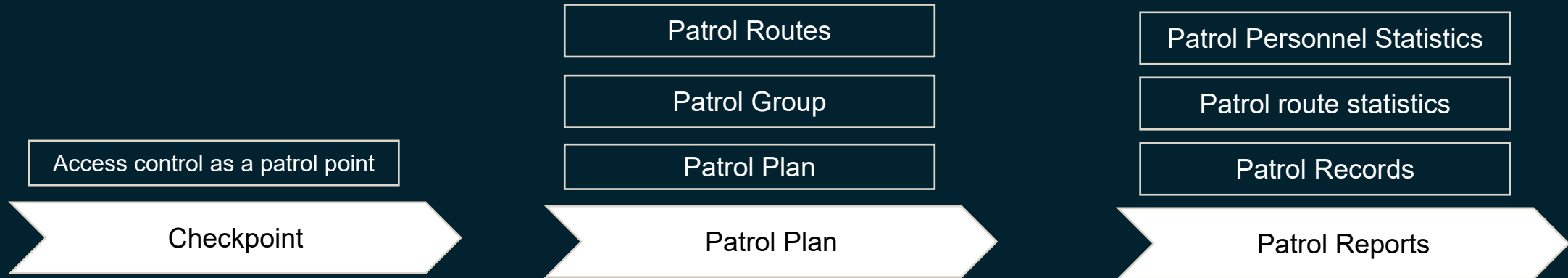
System Advantage

- Multiple billing modules: custom amount, fixed value, commodity, counting, timing, billing and other billing modes;
- Disconnected consumption: when the online consumption system is disconnected, the offline billing IC offline system supports full offline;
- Cash and subsidy dual wallet management: support for subsidy accumulation, zero management, and definable wallet priority level;
- Rich and diverse reports: support for statistics by individual/department/restaurant/equipment/meal, available in software, equipment, query.
- Consumption rules: daily consumption amount limit, daily consumption number limit, meal consumption amount limit
- Consumption mode: support counting, fixed value, amount consumption mode
- Subsidy management: support the accumulation of subsidies and zero subsidies; support batch import function
- Statistical reports: support for personal, department, restaurant, equipment, meal statistics




Guard Patrol

Guard Patrol




Guard Patrol

ZKT_{ECO}




Access control as a patrol point


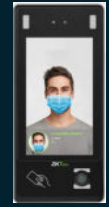
Access control device in each area can be set as patrol equipment, the reading head equipment patrol points of these access control equipment; auxiliary patrol, customers do not need to purchase additional patrol equipment



Reader



Access Control Device



Real-time monitoring of the patrol route

Through the deployment and control of the patrol point, set a reasonable patrol route, the patrol personnel must strictly follow the patrol route to start patrolling.



Patrol point

Patrol point




Flexible patrol rule management

According to customer needs, you can customize the patrol rules, including the patrol plan, patrol group, patrol route settings.



Patrol plan A



Patrol plan B




Patrol plan C



Diversified report management

By recording the events generated by the patrol equipment, the normal and abnormal conditions and the patrol personnel's patrol statistics generate the corresponding reports




Patrol route statistics



Patrol personnel statistics



Patrol record statistics



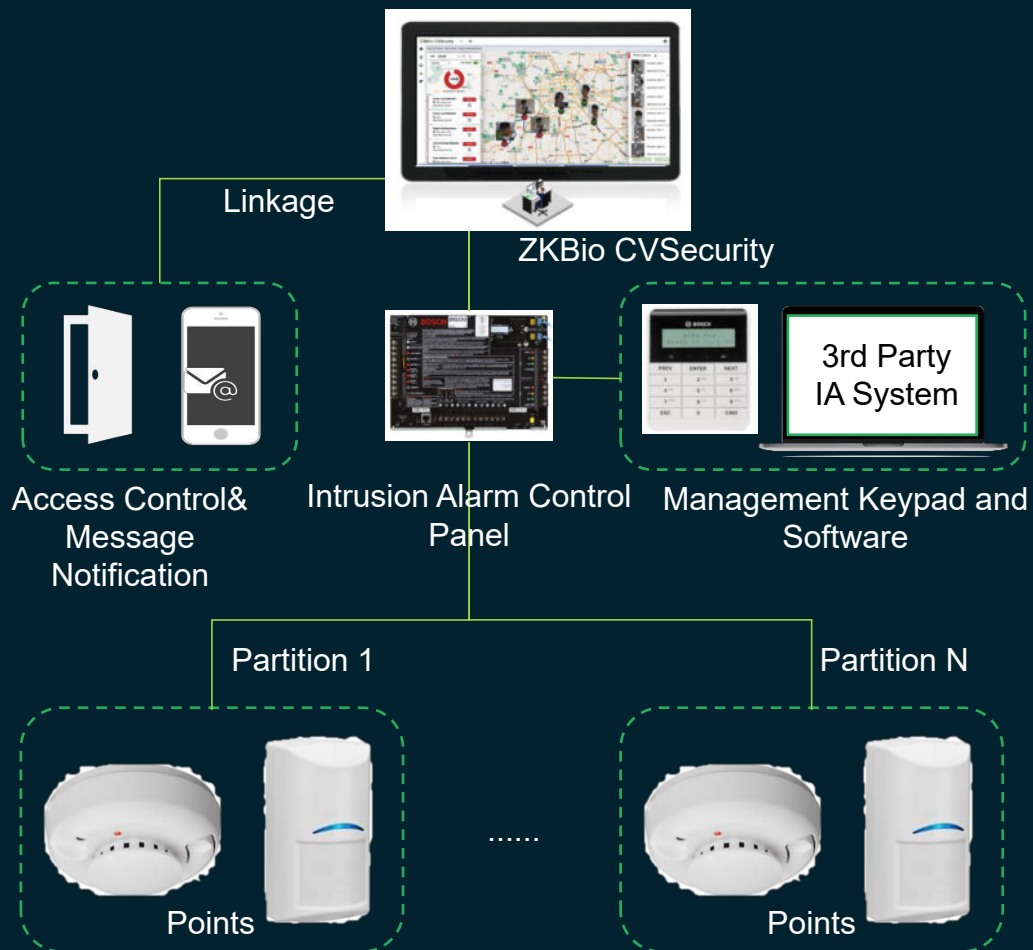
Intrusion Alarm

Intrusion Alarm



Intrusion Alarm

ZKT_{ECO}



Integrated Brand and Model:

BOSCH B series B6512/B5512/B4512/B3512

BOSCH G series B9512G/B8512G


RISCO LightSYS LightSYS32/LightSY50

Features:

- Integrates with the Alarm Control Panels to monitor and control the partitions and points
- High-level of integration through private protocol
- Support displaying defense zones on the map
- Fully integrated with ZKBio CVSecurity, supports linkage and global linkage functions:
 - Access control linkage to disarm or arm
 - When Intrusion Alarm is generated, linkage open or close the door, or send a message notification

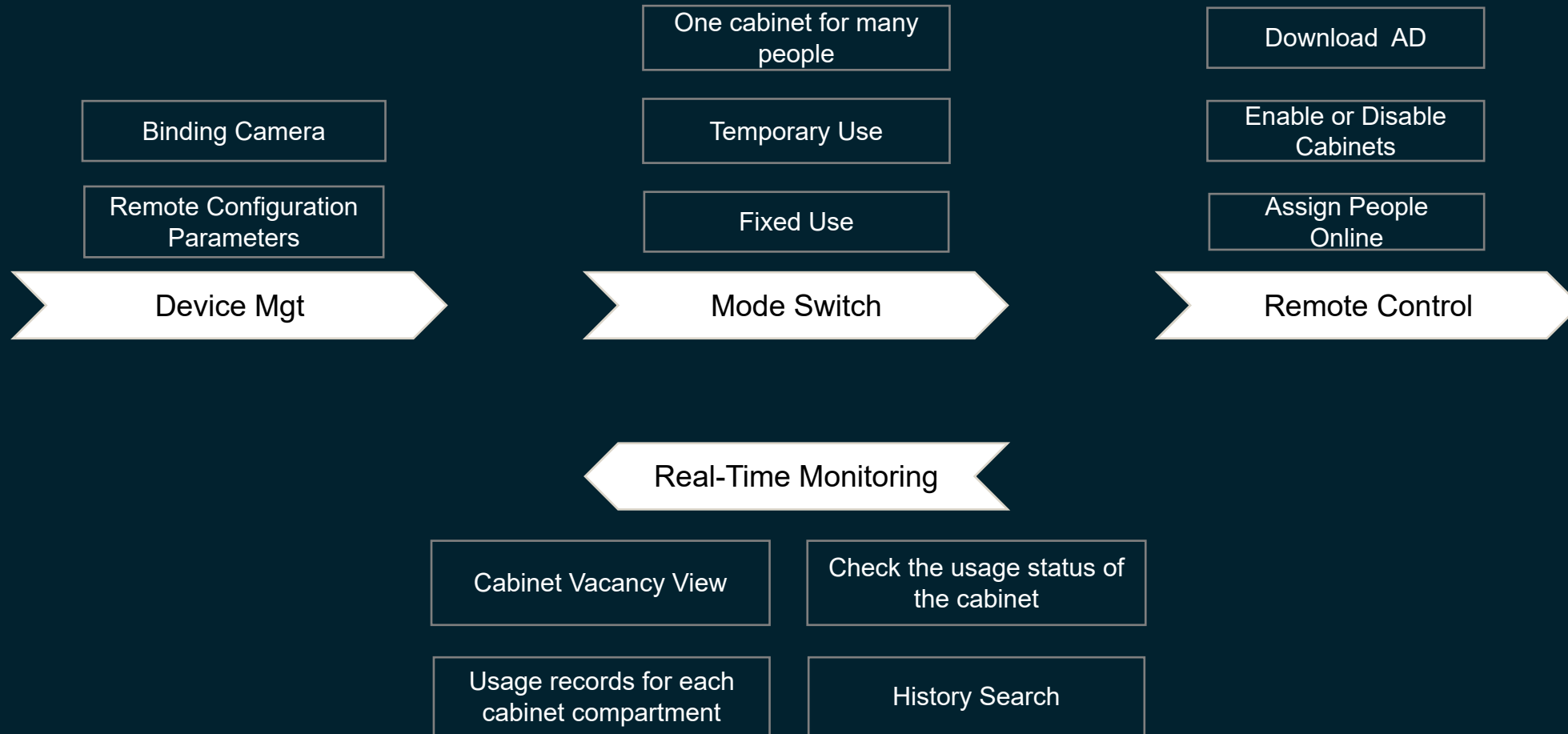
ZKT_{ECO}





Locker Management

Locker Management



Locker Management



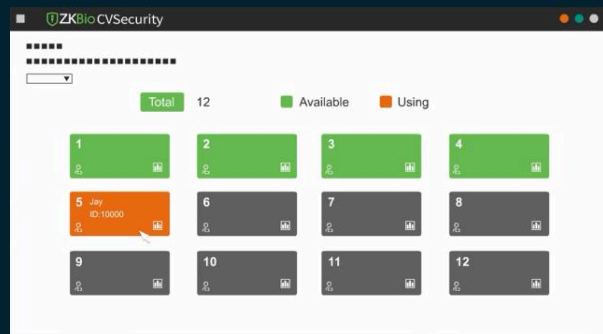
Contactless facial recognition. Your face is the key. Users no longer need to carry a physical key, card or QR code to unlock the door.



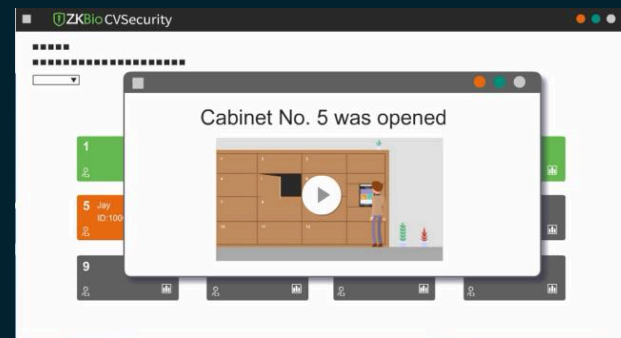
Remote advertising placement to drive foot traffic



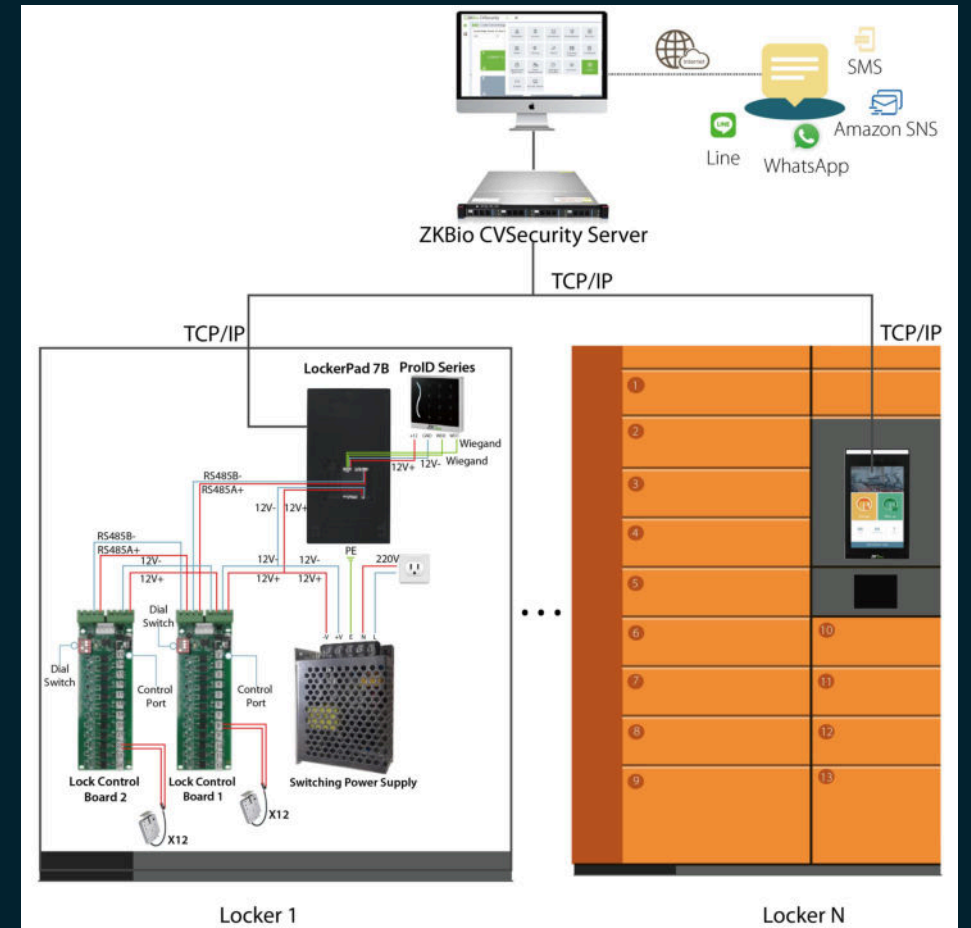
Anti-theft alarm and video linkage. ZKBio CVSecurity will trigger video linkage and message notification to administrators if someone violently opens the cabinet or violently dismantles the machine.



Parcels and smart locker events can be track and trace



Assign cabinets to personnel online, and Visual display of cabinet usage

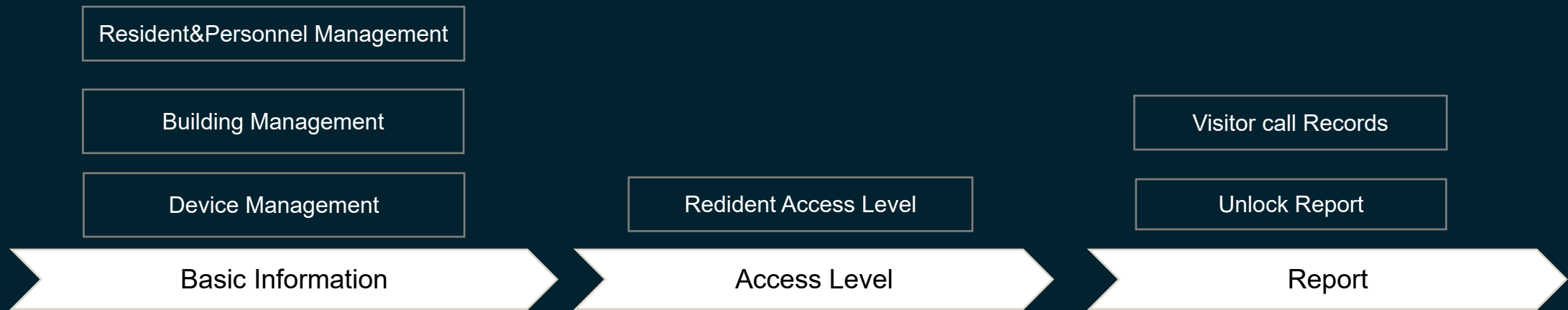


Device : Lockerpad-7B



Video Intercom

Video Intercom



Video Intercom

ZKT_{ECO}

Management Office



- Personnel Management
- Device Management
- Personnel Access Level
- Visitor Calling Records & Unlocking Records



Indoor Station 3



Indoor Station 2



Indoor Station 1




Door Station



Indoor Station 38



Indoor Station 98



ZKBio CVSecurity APP

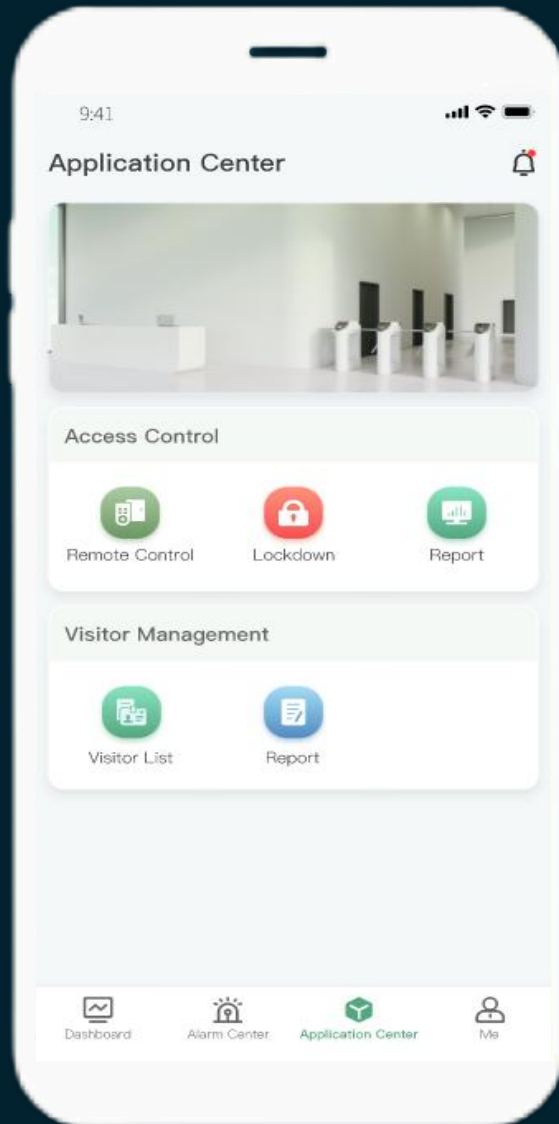


Center Management Device










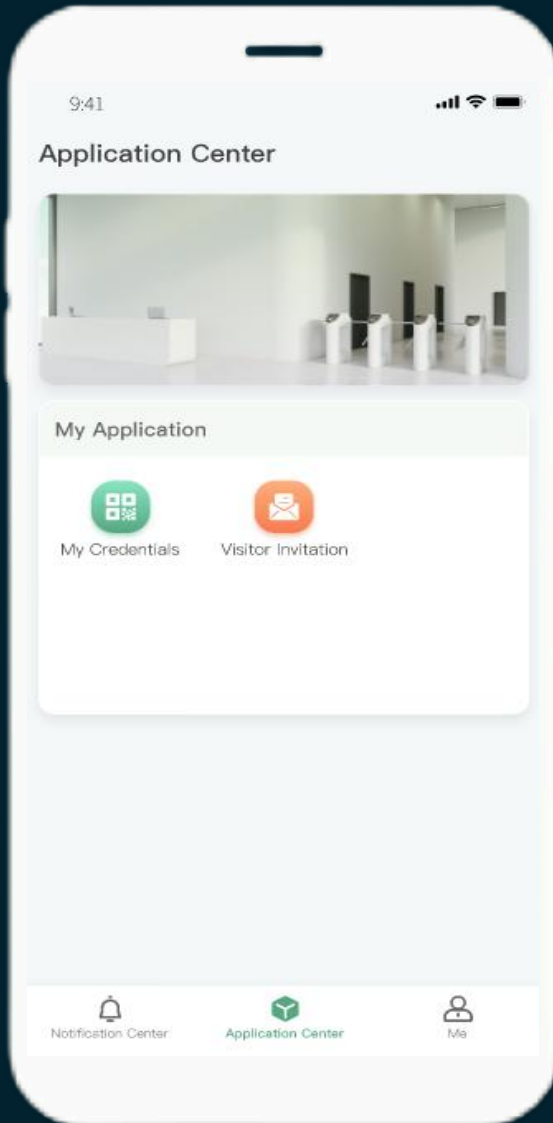


Mobile APP



Administrator Mobile APP

-  **01 | Remote Control**
Remote unlocking of doors and cancellation of alarms
-  **02 | Lockdown**
Emergency locking or unlocking of doors in pre-programmed groups
-  **03 | Report**
View all open door records
-  **04 | Visitor List**
View visitor records and register visitors
-  **05 | Visitor Report**
View Visitor Reports
-  **06 | Dashboard**
Personnel, visitor and device aggregation and view device status
-  **07 | Alarm Center**
Viewing and processing alarm events



Personnel Mobile APP



THANK YOU !

➤➤➤ **Biometric + Computer Vision**

Security | Visualization | Integration

➤➤➤ **Web-based Software**

