



SaaS-Based Smart Office Management Solution

ZK Bio Zlink



ZKBio Zlink has marked a new generation of ZKTeco's software product line, this brand-new software adapts Software as a service (SaaS) and integrates with Access Control, Time & Attendance and Visitor Management modules all-in-one. User experience of using ZKTeco's service has transcended to a whole new level.

Why SaaS-Based?



Multi-Location Access



Remote access from anywhere with internet connection

Installation-free



No hassle for your IT staffs

Low Maintenance Cost



Drive down company's IT expenditure

Scalability



Easy scale up the application along with your business

Supports on Business Sustainability



Help your business adapt to post-pandemic work mode

Constant Update FOR FREE



Free software version update for more stable and better experience



High-end Security AWS Cloud Infrastructure

Powered by Amazon Web Services, it guarantees that all data are protected by AWS cyber security protocol, and all communications are encrypted by TLS1.2 and AES 256. It ensures the availability and confidentiality of your data and provides end-to-end privacy and security.

With AWS infrastructure, ZKBio Zlink offers stable and fast connection for both computer and smart device log-in for more pleasant and convenient daily management, offering you an optimal method to secure your data, prevent hacks for your business.

Supported Products

***Please refer to "Supported Hardware List" for detailed hardware models and firmware versions



SpeedFace-V3L
Series



SpeedFace-V4L
Series



SpeedFace-V5L
Series



D3



Introducing



ZKBio Zlink not only offers various modules depend on the region (e.g. Access Control, Time & Attendance and Visitor Management) but also offers ZKTeco's experience over decades in developing them together with a cutting-edge modern SaaS architecture. These are the elements that make ZKBio Zlink so outstanding and different from other products in the market.

Overview

Versatile for Office Application



Access Control, Time & Attendance, Visitor Management modules cover most of your needs for daily office operations

Mobile APP (iOS & Android available)



Start your work on any devices

Online Technical Support



Get quick response on any issues

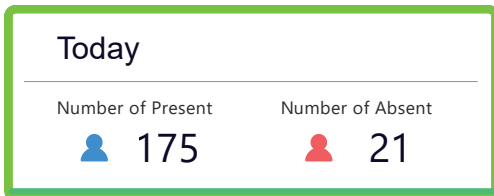
Personal Info & Credentials Management



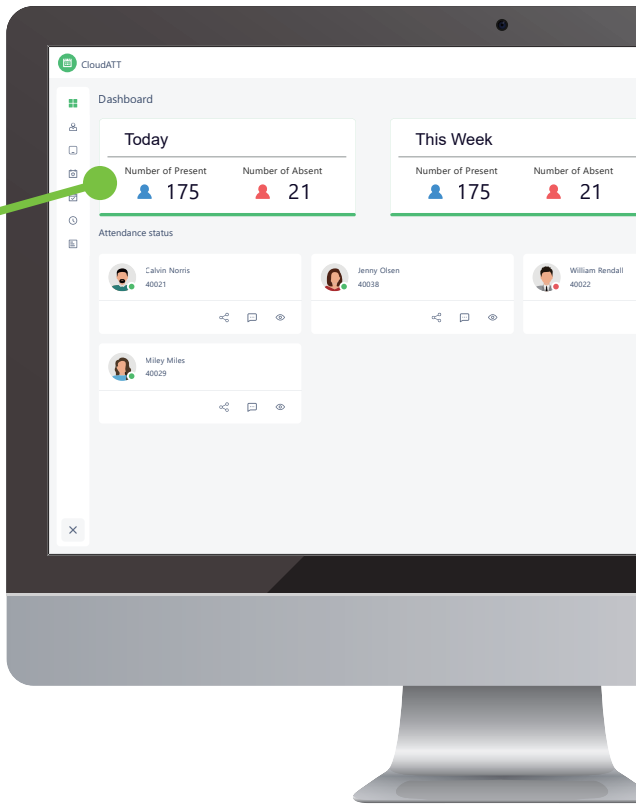
User can view, edit or delete their own personal info and authentication under admin section

Time & Attendance

Simple Yet Detailed Dashboard Layout



ZKBio Zlink's Time & Attendance module offers a clear and easy to understand dashboard that shows every day / week / month's attendance records, even real-time attendance status.



Multiple Report Formats

ZKBio Zlink provides two types of report satisfying all kinds of time & attendance management needs.

First and Last Report

First & Last shows employee's first punch and last punch each day, disregarding punch state.

Person Monthly Report

Person Monthly Report displays employee's work hours per workday under given time period.

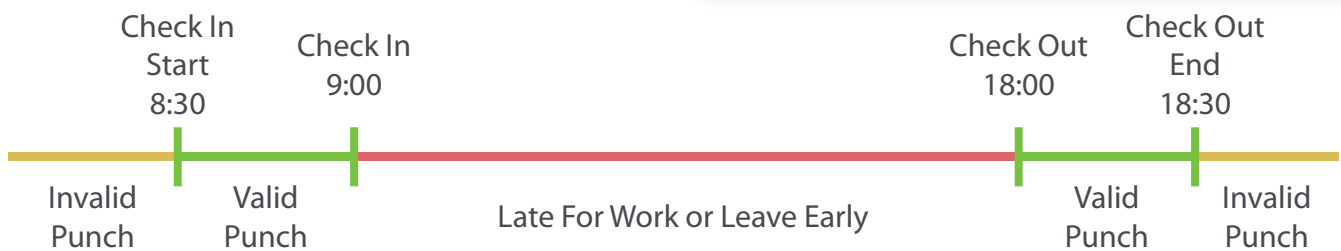
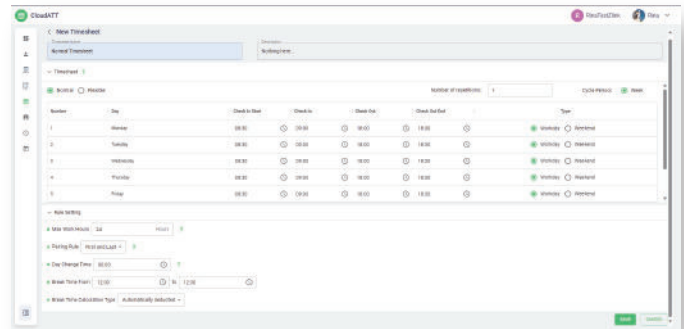
Time & Attendance

Multiple Timesheet Settings

ZKBio Zlink provides comprehensive settings for users to set up timesheet that fits all kinds of application scenarios.

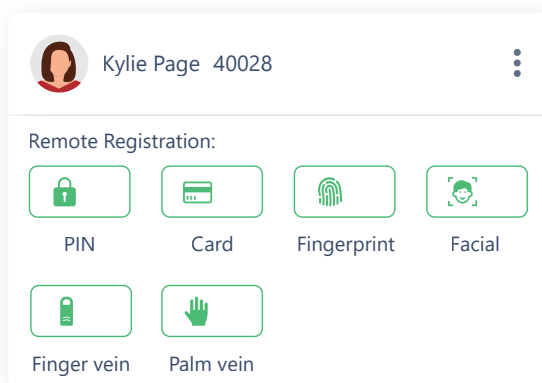
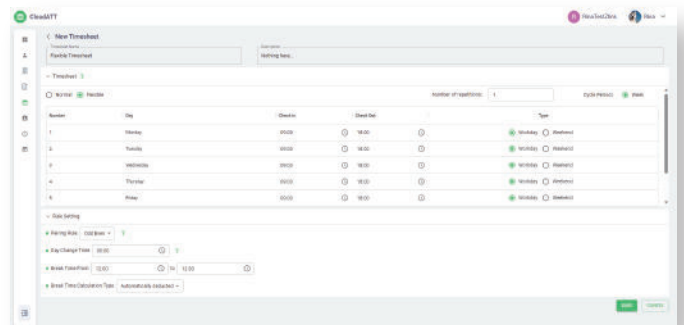
Normal Timesheet

Normal Timesheet requires user to set not only **Check In** and **Check Out** time but also **Check In Start** time and **Check Out End** time. Punches fall between different intervals will determine a staff's attendance status.



Flexible Timesheet

Flexible Timesheet allows user to set **Maximum Working Hours**. Personnel only needs to meet the **Maximum Working Hours** and punch time will only be used for working hours calculation.



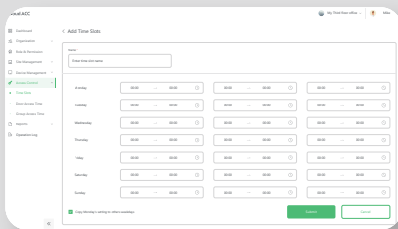
Mobile-Initiated Credential Enrollment

ZKBio Zlink can remotely control devices to initiate credential enrollment procedure for adding.

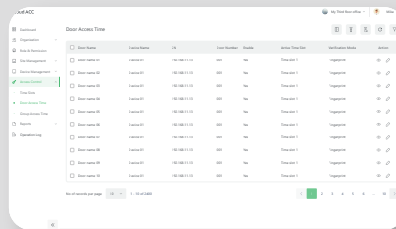
Access Control

Flexible Access Rule Settings

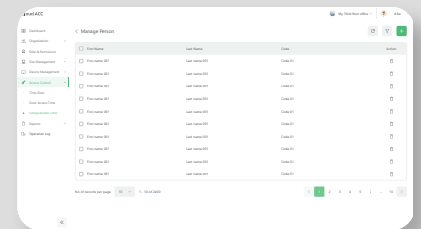
Multiple access rule settings are available to assign access right to determine whether or not an individual or a group of individual is authorized to enter or exit specific door or zone under specific time.



Create Time Slot



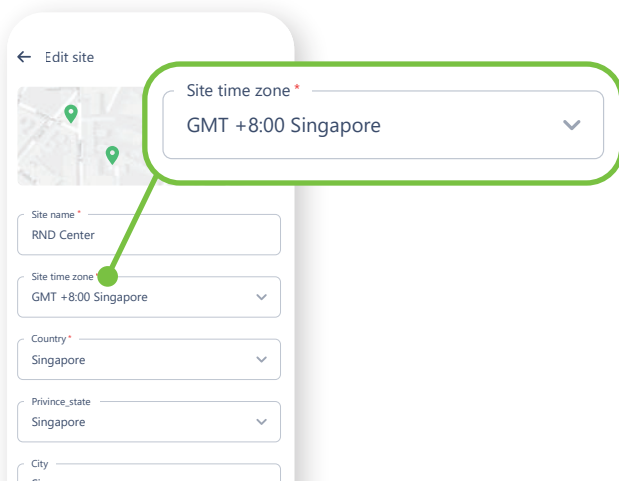
Assign Time Slot to Door (Device)



Add/Manage personnel's access right as a group

Cross-Time Zone Accessibility

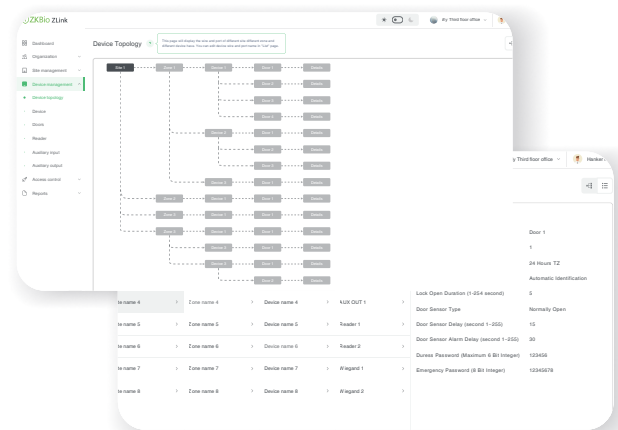
Independant time zone setting for different sites enhances cross-time zone management and shortens the setup time.



Device Topology

(PC client exclusive)

A topology diagram helps visualize device connections to allow users to have an easier management of access control terminals and better understanding of the relationship among devices function-wise.



Visitor Management

Register Visitor

User may registers visitor profile for sending out invitations via Email/SMS from ZKBio Zlink.

Visiting Purpose (PC client exclusive)

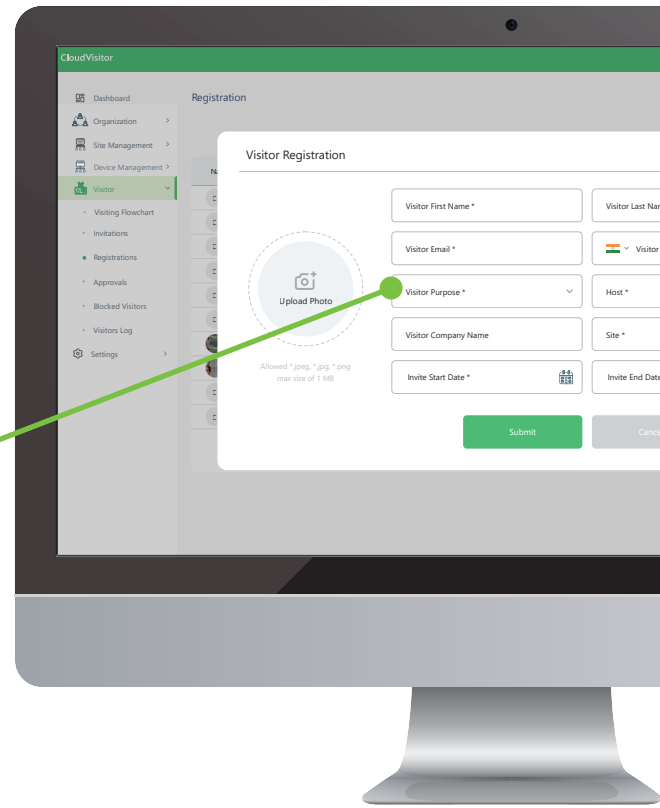
User may choose a pre-define Visitor purpose on "Register Visitor" for linking up applied visitor with certain access right group and Checklist template.

Visitor Purpose *

Checklist (PC client exclusive)

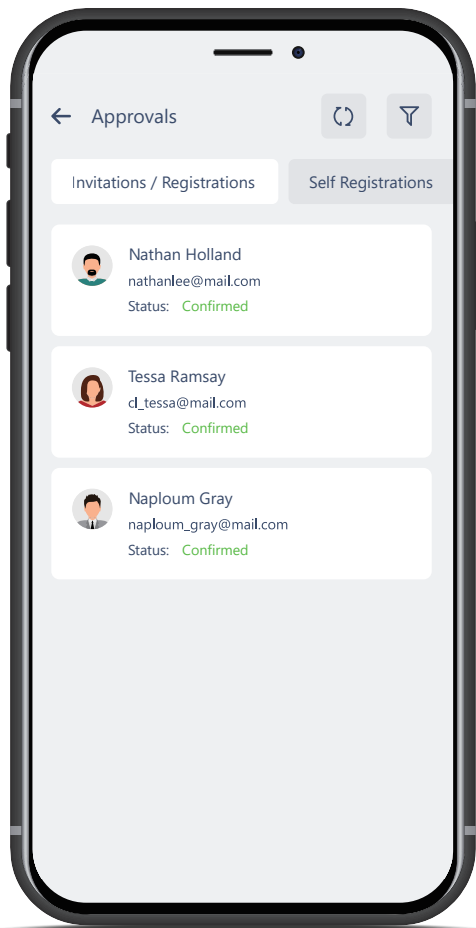
Under "Visiting Purpose", user may choose to link with certain Checklist template.

Checklist is a set of pre-set questions (e.g. health declaration) that require visitors to answer upon receiving the invitation.



Approvals

Every registered visitor profile should be approved by administration team and supervisors before sending out invitation or any amendment is made.



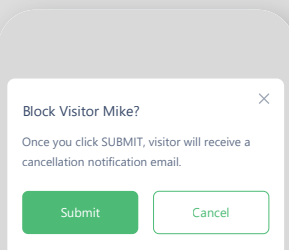
Visitor Management

Managing Visitor

ZKBio Zlink provides a set of functions to help users managing their visitors in a better way and enhances the effectiveness and efficiency of administrative work.

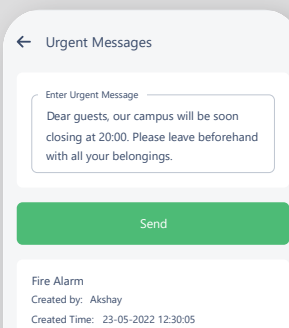
Blocked Visitor

User may put visitors on block list to restrict any new registration with similar personal info and activity on site.



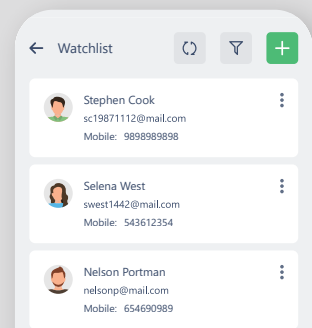
Urgent Messages

A broadcast message can be sent to all visitors who are currently on-site for special announcement. (e.g. closing, emergency)



Watchlist

User may put a visitor under watchlist, so that administrative staff will receive notifications on that visitor's activities.

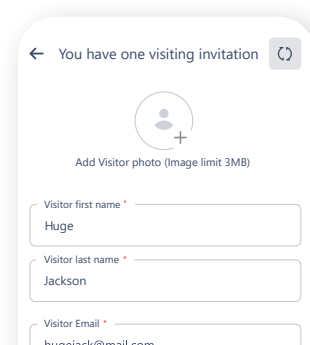


Receiving Invitation

Once visitor's registrations is confirmed by both sides, visitor will receive a QR code via Email or SMS. The QR code will then become your access key on site.

Info Confirmation

Upon receiving invitation, visitor may confirm the registered personal info or update it if necessary.



QR Code

QR code will be visitor's access key on site assigned with access right according to visiting purpose.

